

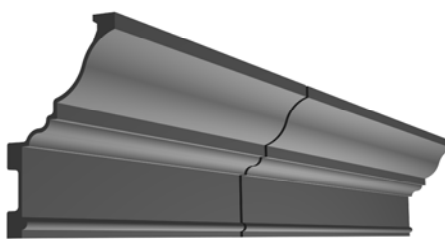




Decoform

The Book of Molded, Architectural Products
GRG, GRC, FRP



sales@decoform.com

www.decoform.com

DecoForm Architect Inc.

General Information

The parts represented in this catalog reflect only some of the tooling maintained by DecoForm to offer competitive prices and faster delivery.

A unique part number identifies each item. This number should be used when requesting more details than provided in this catalog. This information is available by phone, fax or email.

Only tooling is kept in stock (not parts). DecoForm manufactures parts only after receiving a purchase order. Confirming your delivery requirement as early as possible is therefore important.

DecoForm can create virtually any shape or size. If this catalog does not offer profiles to meet your needs, give us the details and we will be pleased to submit a quotation.

DecoForm manufactures a wide range of molded, architectural components made of materials including GRG, GRC and FRP. We also offer the pre-finished product SandScape™ for exterior or interior applications. Specifications for all our products are available from DecoForm web site and DecoForm representatives or by contacting DecoForm directly.

Decoform

DecoForm Architect Inc.
26 Ashwarren Road
Toronto, ON, Canada
M3J 1Z5

Phone: (416) 745 - 4970
Fax: (416) 745 - 6636

www.decoform.com

Email: sales@decoform.com

DecoForm Architect Inc.

Index

SECTION 1

1-A.1 & 1-A.2
1-B.1 TO 1-B.4
1-C
1-D
1-E
1-F.1 & 1-F.2

SECTION 2

2-A
2-B.1 TO 2-B.7
2-C.1 TO 2-C.4

SECTION 3

3-A
3-B

SECTION 4

4-A
4-B.1 TO 4-B.3

SECTION 5

5-A TO 5-A.2
5-B.1 & 5-B.2

SECTION 6

6-A & 6-A.1
6-B

SECTION 7

7-A
7-B

APPENDIX A

.....

COLUMN COVERS

Classical Column Proportions
Typical Installation
Plain Column Covers
Tapered Column Covers
Octagonal Column Covers
Fluted Column Covers

CAPITALS AND BASES

Assembly Options
Capitals & Bases
Corinthian, Temple of the Winds,
Scamozzi and Ionic Capitals

COVES (REFLECTORS)

Typical Installation
GRG Coves

LIGHT COVES

Typical Installation
Light Coves

MOLDINGS

Typical Installation
Moldings

DOMES

Domes and Trim Options
Domes

DIFFUSERS

Pyramid Diffusers
Dome Diffusers

A Guide to Material Selection

Classical Column Proportions

In addition to other styles, DecoForm supplies Column Covers which conform to five ornamental styles: **Tuscan, Doric, Ionic, Scamozzi** and **Corinthian**.

Within each order, the dimensions of the capital, column height and base, are proportional to shaft diameter at the base.

Classical authorities cite nominal variations in classical proportions. The following chart can be used for guidance purposes only to establish overall column heights at varying column diameters.

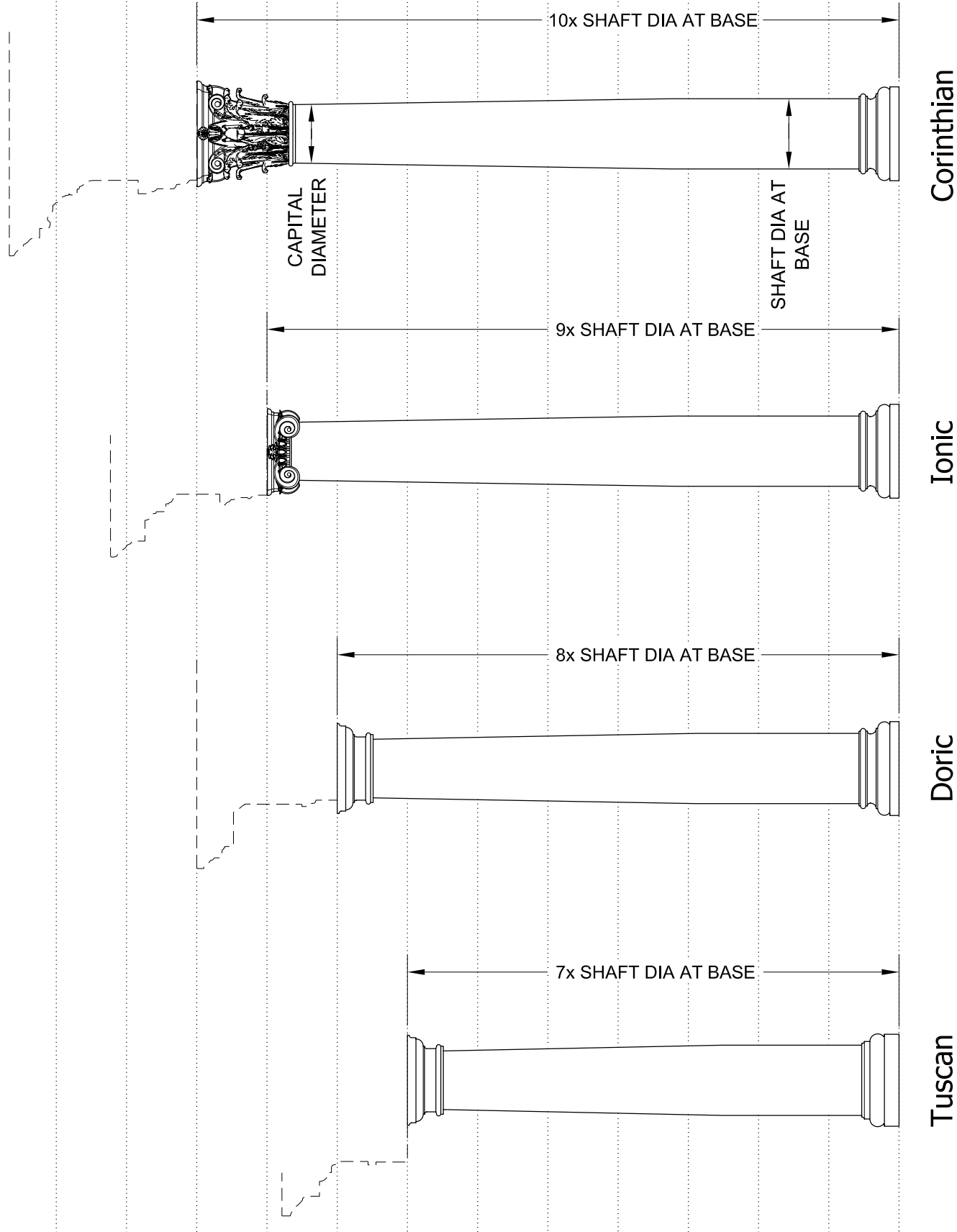
COLUMN BASE DIAMETER	CAPITAL DIAMETER	OVERALL COLUMN HEIGHT (FT.)			
INCHES	INCHES (NOM.)	TUSCAN	DORIC	IONIC	CORINTHIAN
12	10	7	8	9	10
14	12	8.17	9.34	10.5	11.66
16	14	9.33	10.66	12	13.34
18	15	10.5	12	13.5	15
20	17	11.67	13.34	15	16.67
22	19	12.83	14.66	16.5	18.32
24	21	14	16	18	20

Phone: (416)745-4970
Fax: (416)745-6636

www.decoform.com
sales@decoform.com



Classical Column Proportions

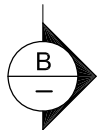
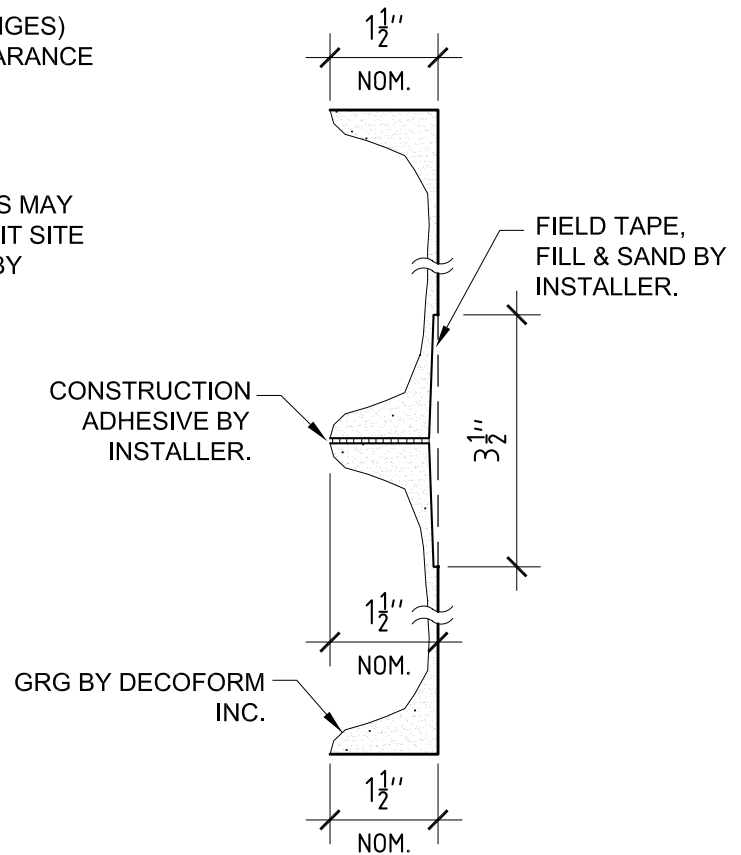
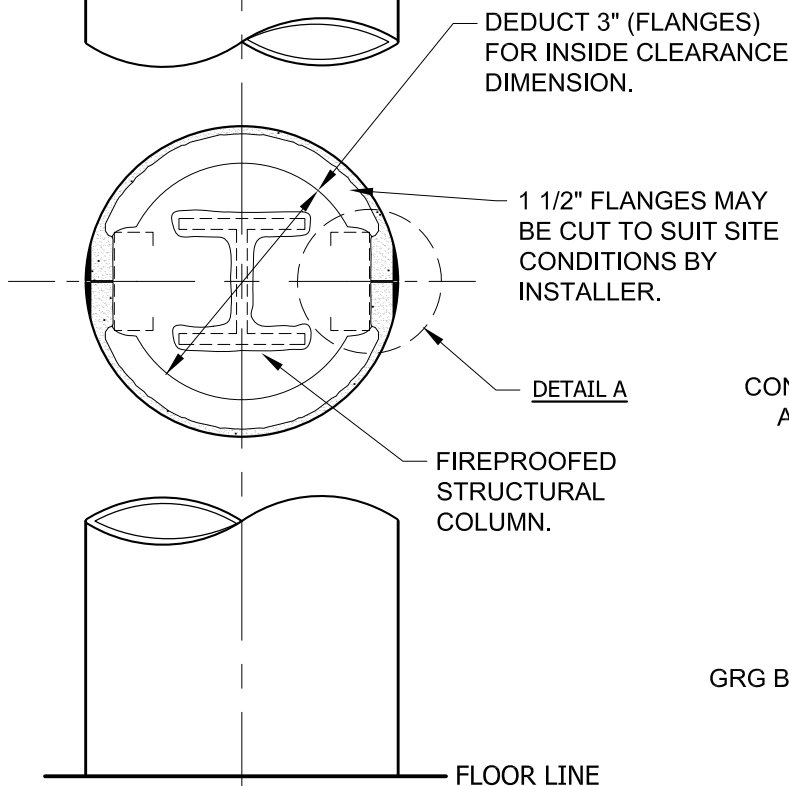
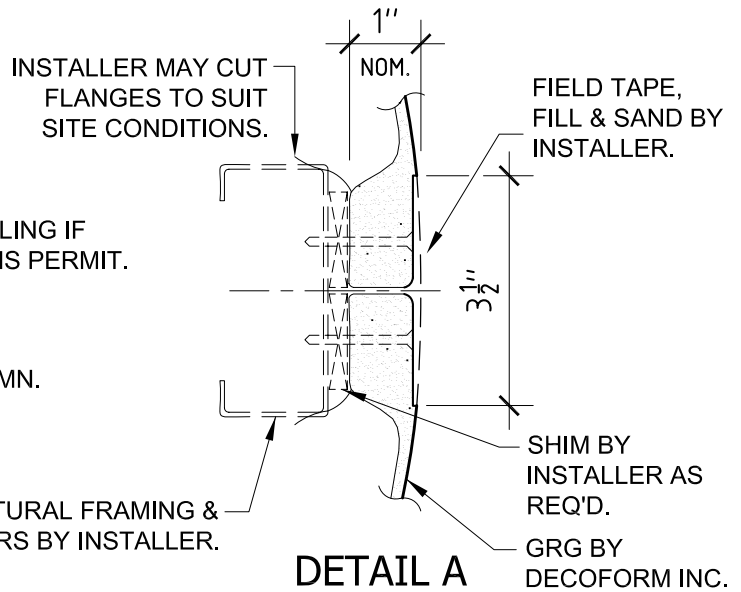
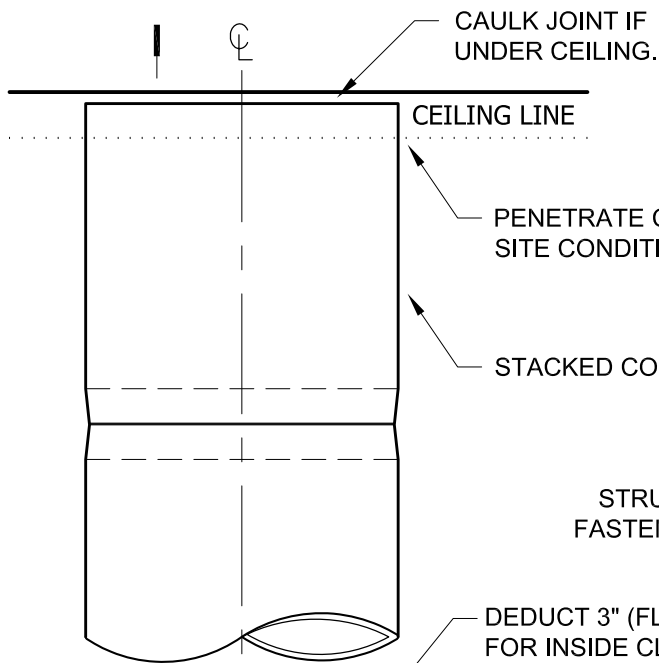


Phone: (416)745-4970
Fax: (416)745-6636

www.decoform.com
sales@decoform.com

Decoform

Classical Column
Proportions



DETAIL B

NOTES:

- (1) GRG IS FOR INTERIOR USE ONLY.
- (2) FASTENING METHODS SHOWN ARE TYPICAL ONLY, LOCAL CODE REQUIREMENTS AND JOB CONDITIONS MUST BE VERIFIED.
- (3) INSTALLATION HARDWARE INCLUDING BRACES, STUDS, FASTENERS, SHIMS, TAPE & JOINT COMPOUND TO BE SUPPLIED BY OTHERS.
- (4) FULL MATERIAL SPECIFICATION IS AVAILABLE ON REQUEST.

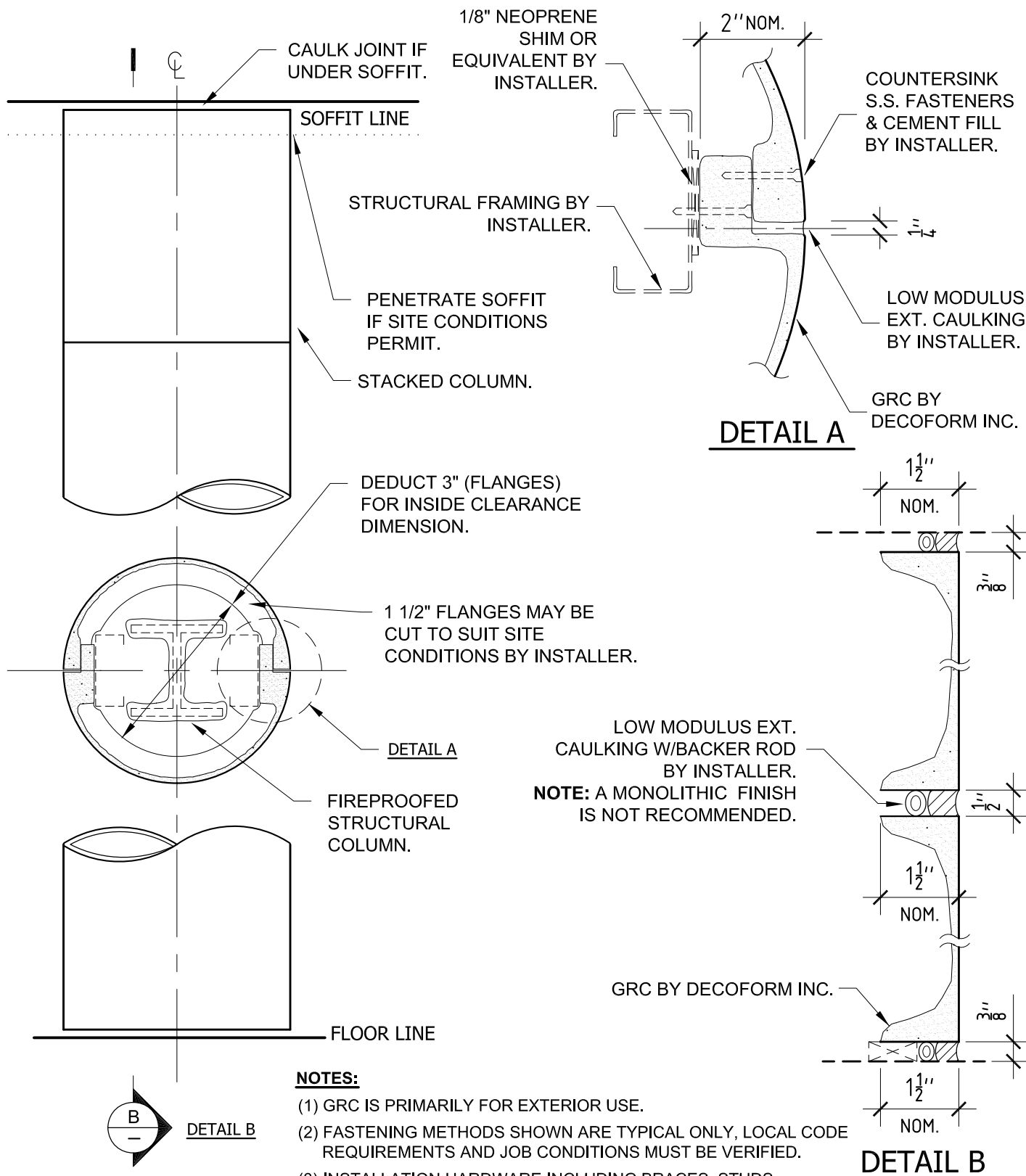
N.T.S.

Phone: (416)745-4970
Fax: (416)745-6636

www.decoform.com
sales@decoform.com

Decoform

Typical GRG Installation
Column Covers



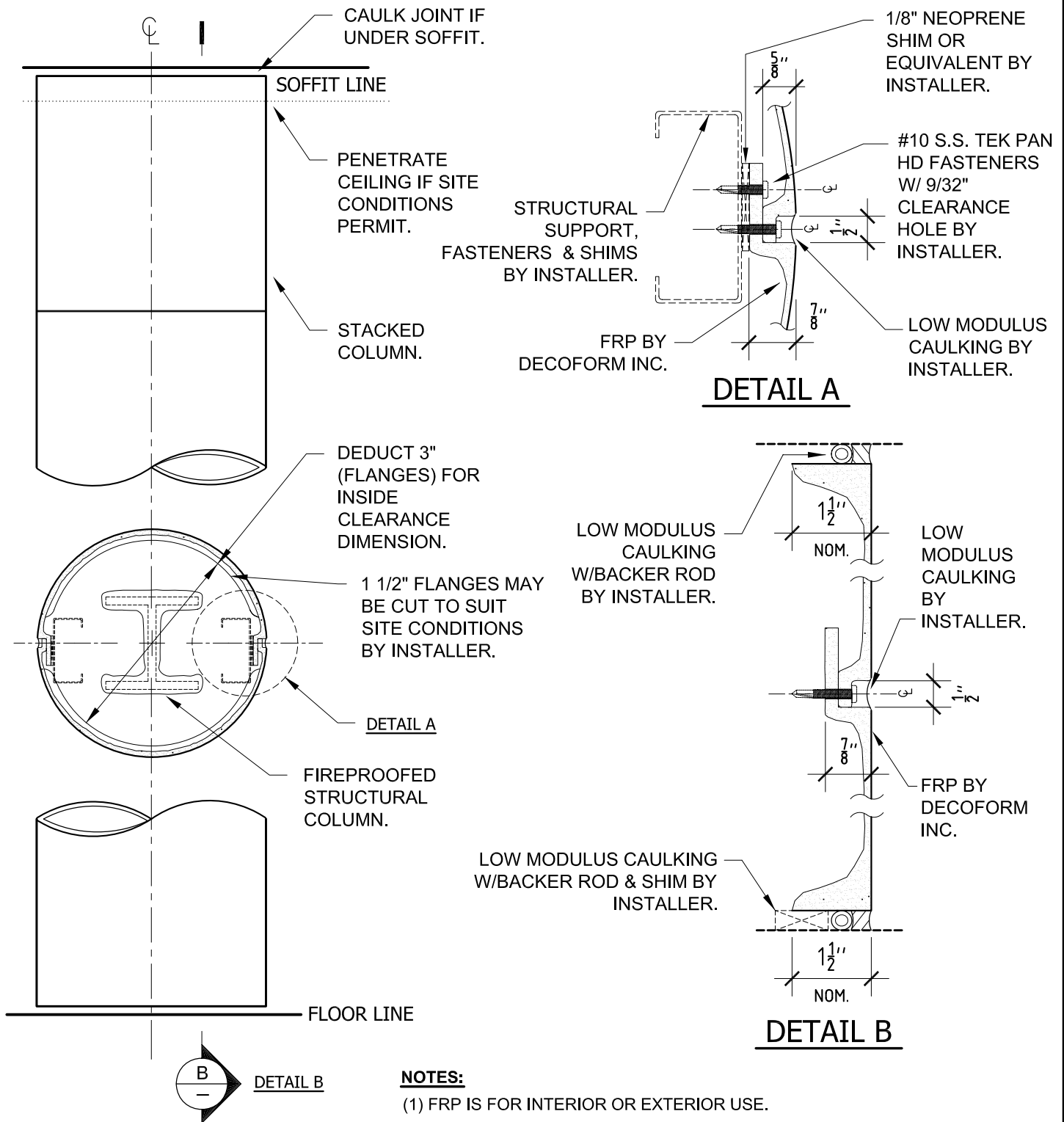
N.T.S.

Phone: (416)745-4970
Fax: (416)745-6636

www.decoform.com
sales@decoform.com

Decoform

Typical GRC Installation
Column Covers



NOTES:

- (1) FRP IS FOR INTERIOR OR EXTERIOR USE.
- (2) FASTENING METHODS SHOWN ARE TYPICAL ONLY, LOCAL CODE REQUIREMENTS AND JOB CONDITIONS MUST BE VERIFIED.
- (3) INSTALLATION HARDWARE INCLUDING BRACES, STUDS, FASTENERS, SHIMS, CAULKING AND BODYFILL TO BE SUPPLIED BY OTHERS.
- (4) FULL MATERIAL SPECIFICATION IS AVAILABLE ON REQUEST.

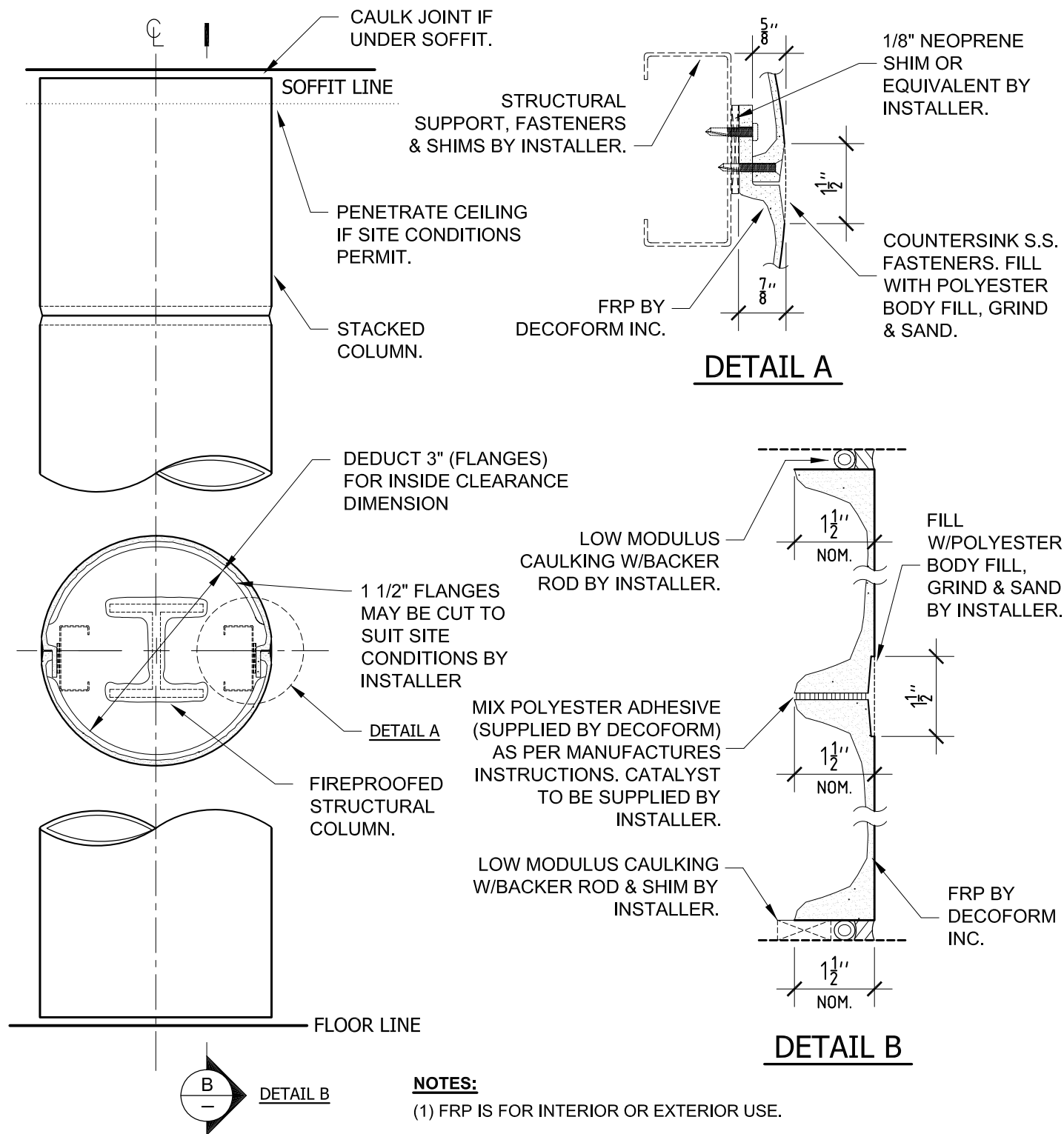
N.T.S.

Phone: (416)745-4970
Fax: (416)745-6636

www.decoform.com
sales@decoform.com

Decoform

Typical FRP Installation
Column Covers with Caulk Joint



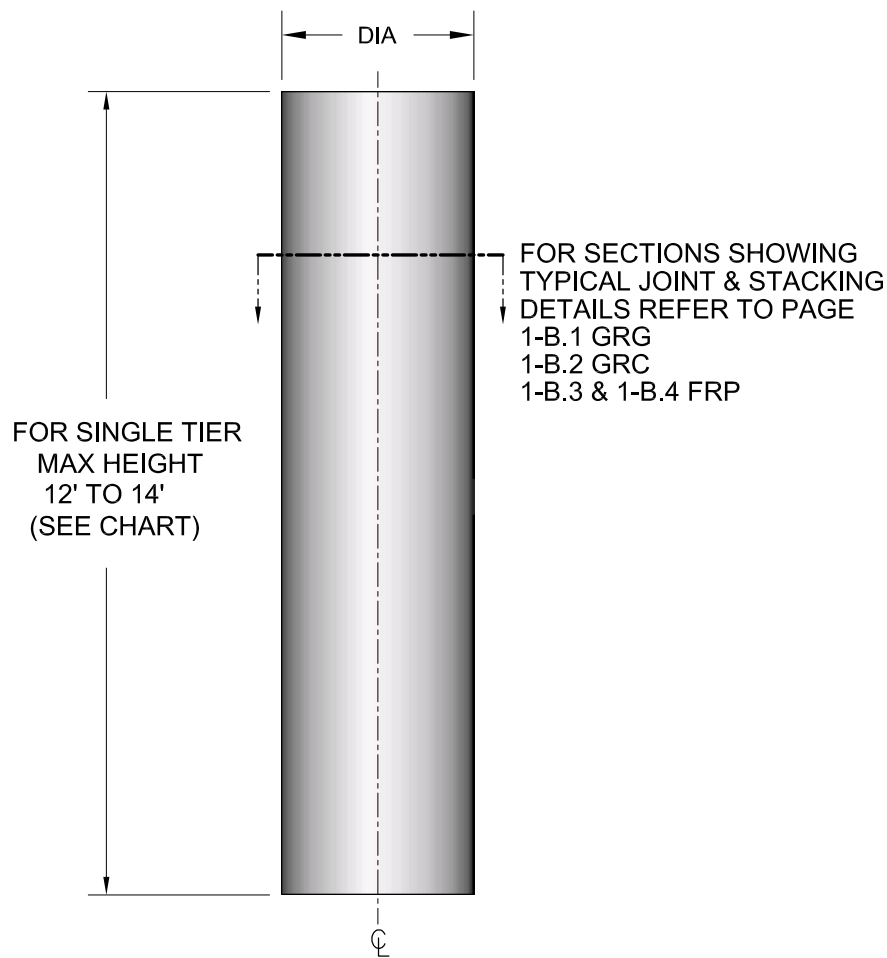
Phone: (416)745-4970
Fax: (416)745-6636

www.decoform.com
sales@decoform.com

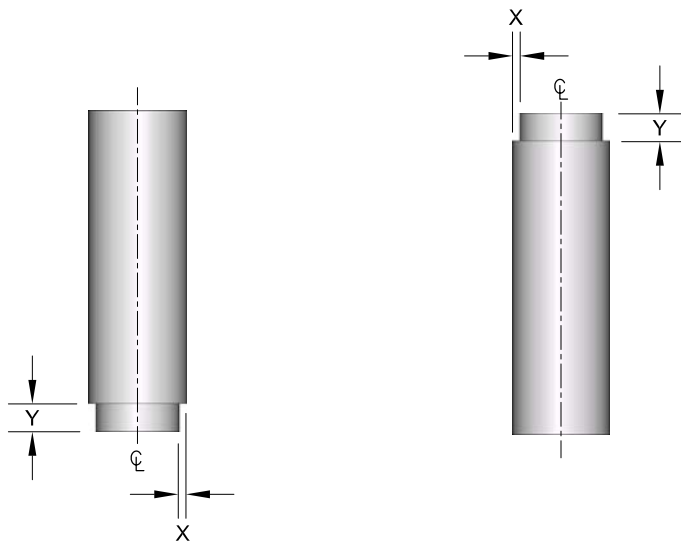
Decoform

Typical FRP Installation

Monolithic Column Covers



	DIA.	MAX. Ht.	PART No
*	6"	14'-0"	CC106
*	8"	14'-0"	CC108
*	10"	14'-0"	CC110
*	12"	14'-0"	CC112
*	14"	14'-0"	CC114
*	15"	12'-0"	CC115
*	16"	14'-0"	CC116
*	18"	14'-0"	CC118
*	20"	14'-0"	CC120
**	22"	14'-0"	CC122
**	24"	14'-0"	CC124
**	26"	14'-0"	CC126
**	28"	14'-0"	CC128
**	30"	14'-0"	CC130
**	32"	14'-0"	CC132
**	34"	14'-0"	CC134
**	36"	14'-0"	CC136
**	38"	14'-0"	CC138
**	40"	12'-0"	CC140
**	42"	12'-0"	CC142
**	48"	12'-0"	CC148
**	52"	12'-0"	CC152



STANDARD RECESSES:

- * - COL. COVERS FROM 6" DIA. TO 20" DIA.: $X=1/2"$, $Y=4"$
- ** - COL. COVERS FROM 22" DIA. TO 52" DIA.: $X=1"$, $Y=4"$

(1) SEE PAGE 1-B.1 TO 1-B.4 FOR TYPICAL INSTALLATIONS AND ATTACHMENTS. (3) CUSTOM SIZE RECESSES AVAILABLE ON REQUEST.

(2) SEE SECTION 2 FOR TYPICAL CAPITAL & BASE OPTION. (4) SEE GENERAL INFORMATION PAGE i.

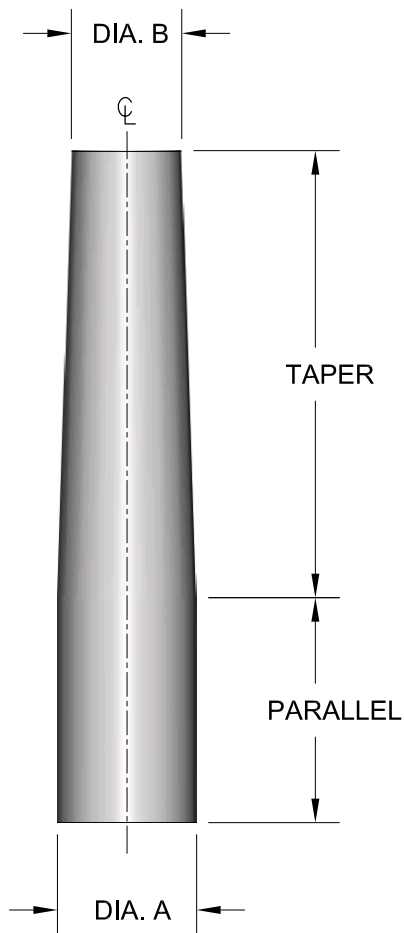
N.T.S.

Phone: (416)745-4970
Fax: (416)745-6636

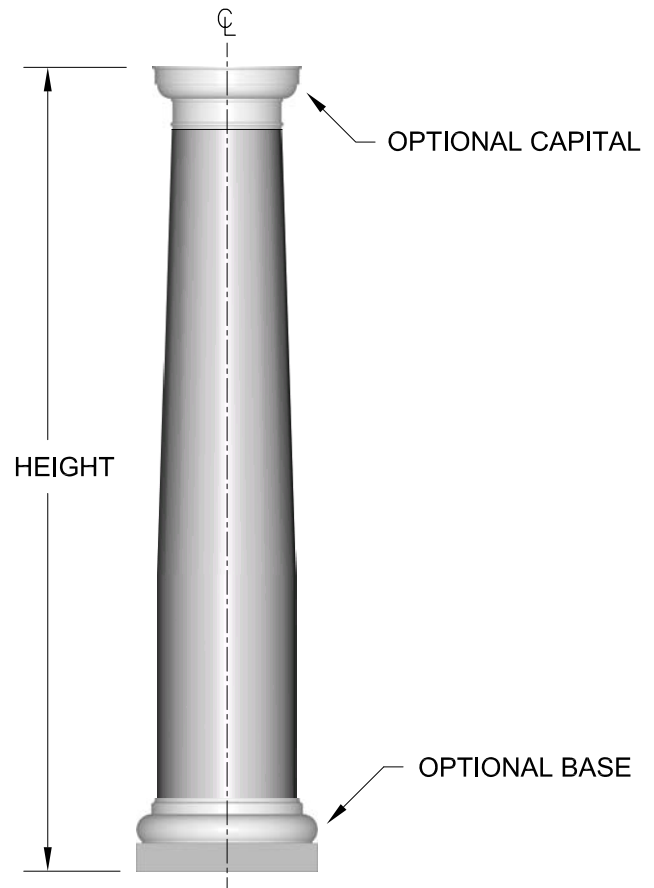
www.decoform.com
sales@decoform.com

Decoform

Plain Column Covers and Recess Options



DIA. A	DIA. B	HEIGHT		PART No
		MIN	MAX	
10"	8"	5'-5"	8'-6"	CC210
12"	10"	5'-7"	9'-10"	CC212
14"	12"	6'-0"	10'-11"	CC214
16"	14"	7'-5"	13'-10"	CC216
* 18"	15"	8'-0"	15'-0"	CC218
* 20"	17"	8'-10"	16'-2"	CC220
* 22"	19"	9'-10"	19'-4"	CC222
* 24"	21"	10'-9"	19'-0"	CC224



* MAY BE SUPPLIED AS 2 TIERS

(1) SEE SECTION 2 FOR OTHER VARIATIONS OF BASES AND CAPITALS.

(3) SEE PAGE 1-B.1 TO 1-B.4 FOR TYPICAL INSTALLATIONS AND ATTACHMENTS.

(2) THE RELATIONSHIP BETWEEN TAPER AND PARALLEL LENGTHS WILL VARY DEPENDING UPON OVERALL HEIGHT.

(4) SEE GENERAL INFORMATION PAGE i.

N.T.S.

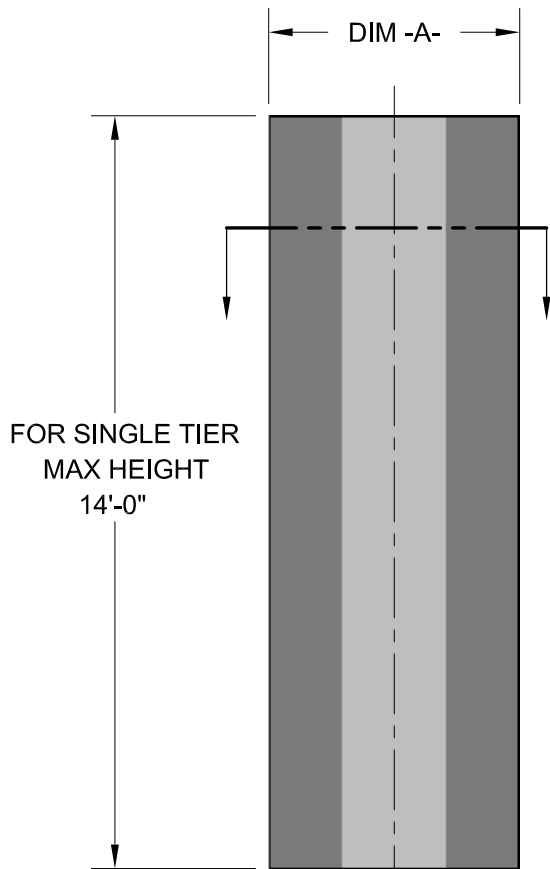
Phone: (416)745-4970
Fax: (416)745-6636

www.decoform.com
sales@decoform.com

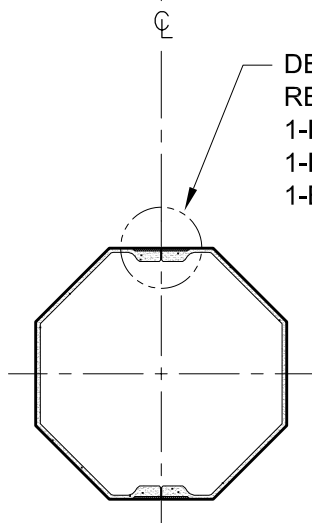
Decoform

Tapered Column Covers

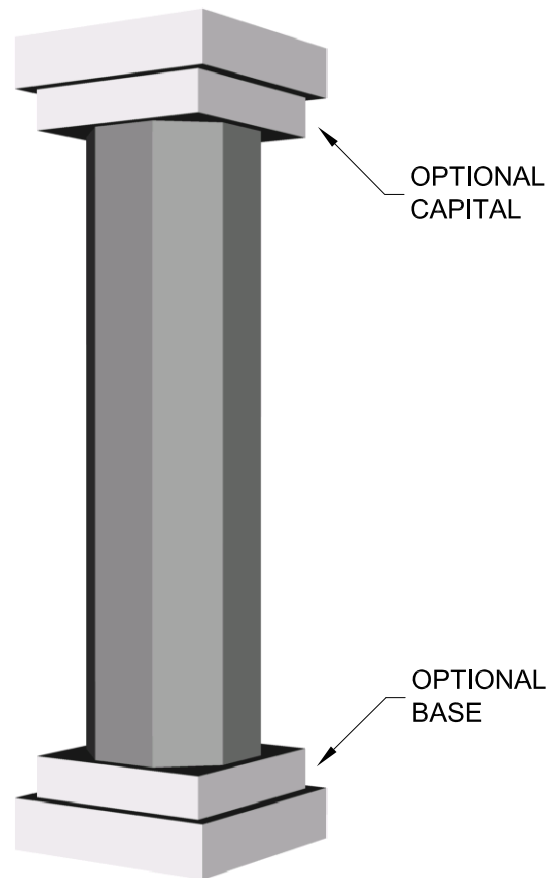
DIM -A-	PART No
10"	CC310
12"	CC312
16"	CC316
20"	CC320
24"	CC324
26"	CC326
30"	CC330



FOR SECTIONS SHOWING
JOINT & STACKING DETAILS
REFER TO PAGE
1-B.1 GRG
1-B.2 GRC
1-B.3 & 1-B.4 FRP



DETAIL VARIES
REFER TO PAGE
1-B.1 GRG
1-B.2 GRC
1-B.3 & 1-B.4 FRP



(1) SEE PAGE 1-B.1 TO 1-B.4 FOR TYPICAL INSTALLATIONS AND ATTACHMENTS.

(2) SEE GENERAL INFORMATION PAGE i.

N.T.S.

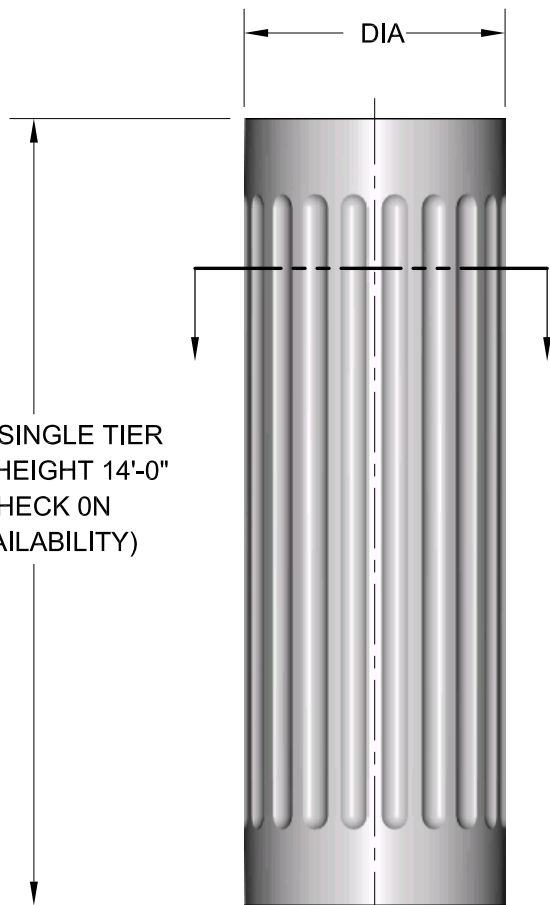
Phone: (416)745-4970
Fax: (416)745-6636

www.decoform.com
sales@decoform.com

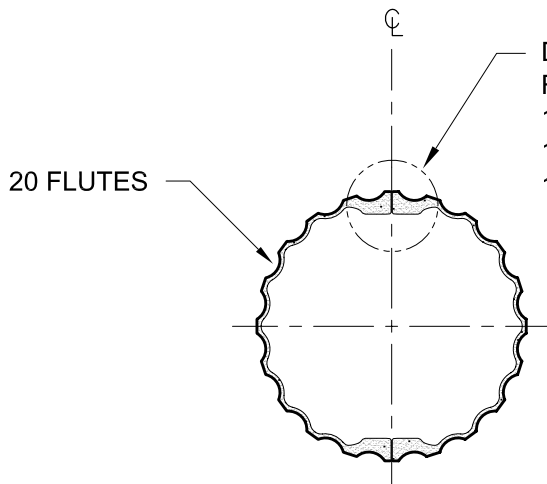
Decoform

Octagonal Column Covers


DIA	PART No
10"	CC410
12"	CC412
14"	CC414
16"	CC416
18"	CC418
20"	CC420
22"	CC422
24"	CC424
26"	CC426



FOR SECTIONS SHOWING
JOINT & STACKING DETAILS
REFER TO PAGE
1-B.1 GRG
1-B.2 GRC
1-B.3 & 1-B.4 FRP



DETAIL VARIES
REFER TO PAGE
1-B.1 GRG
1-B.2 GRC
1-B.3 & 1-B.4 FRP



(1) SEE SECTION 2 FOR OTHER VARIATIONS OF BASES
AND CAPITALS.

(3) SEE GENERAL INFORMATION PAGE i.

(2) SEE PAGE 1-B.1 TO 1-B.4 FOR TYPICAL INSTALLATIONS
AND ATTACHMENTS.

N.T.S.

Phone: (416)745-4970
Fax: (416)745-6636

www.decoform.com
sales@decoform.com

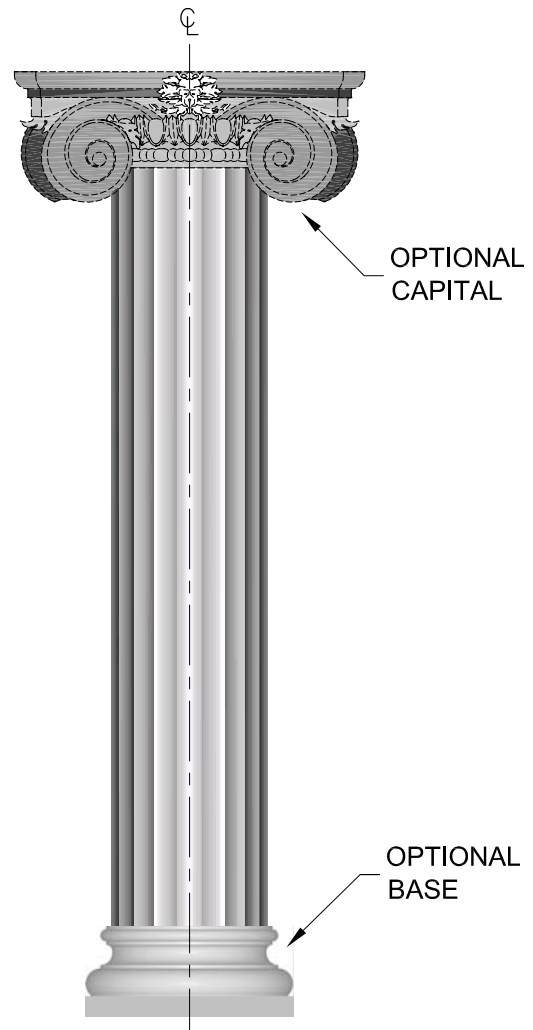
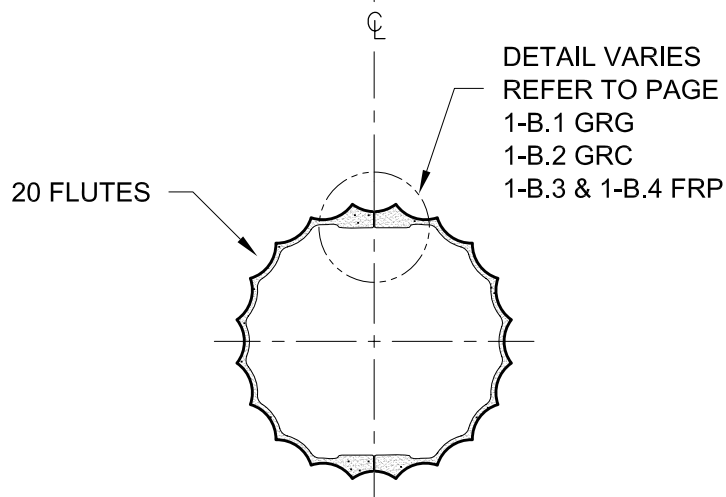
Decoform

Fluted Column Covers

DIA	PART No
12"	CC512
14"	CC514
16"	CC516
18"	CC518
20"	CC520
22"	CC522
24"	CC524
26"	CC526
28"	CC528



FOR SECTIONS SHOWING
JOINT & STACKING DETAILS
REFER TO PAGE
1-B.1 GRG
1-B.2 GRC
1-B.3 & 1-B.4 FRP



(1) SEE SECTION 2 FOR OTHER VARIATIONS OF BASES AND CAPITALS.

(3) SEE GENERAL INFORMATION PAGE i.

(2) SEE PAGE 1-B.1 TO 1-B.4 FOR TYPICAL INSTALLATIONS AND ATTACHMENTS.

N.T.S.

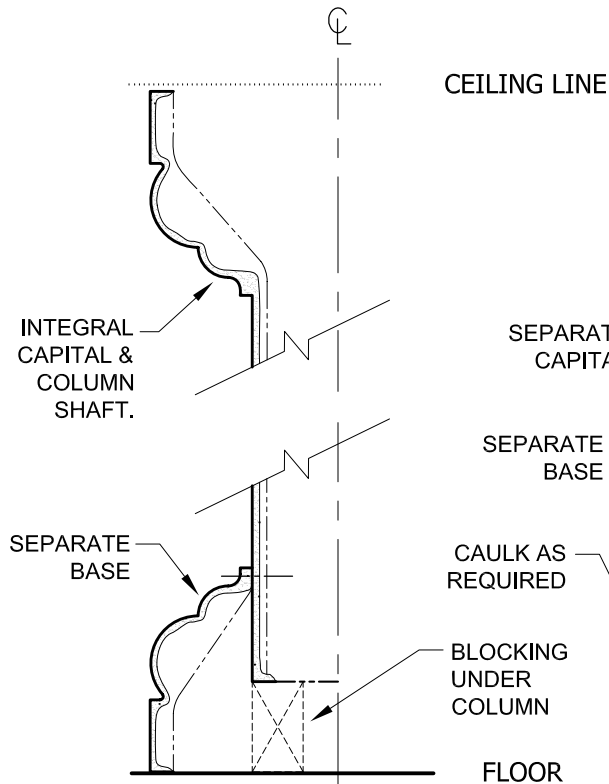
Phone: (416)745-4970
Fax: (416)745-6636

www.decoform.com
sales@decoform.com

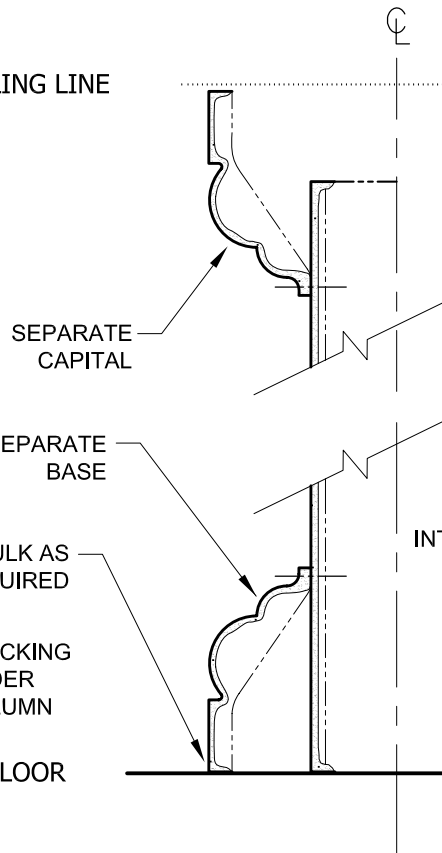
Decoform

Fluted Column Covers

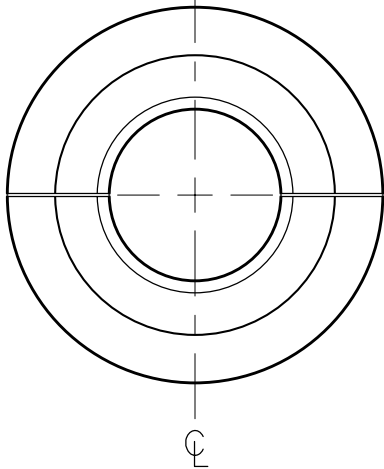
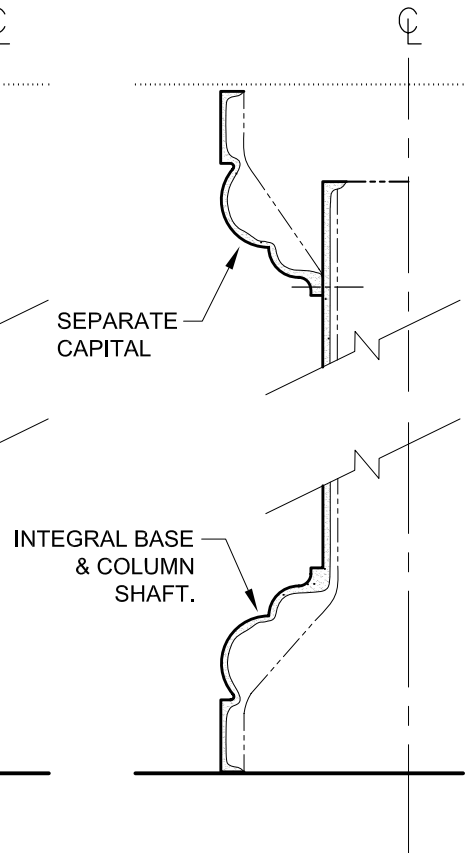
METHOD 1



METHOD 2



METHOD 3



SECTION THROUGH COLUMN

NOTES:

- (1) INDIVIDUAL CAPITALS, COLUMN SHAFTS AND BASES WILL BE SUPPLIED AS PER METHOD 1 UNLESS STATED OTHERWISE AT TIME OF QUOTE REQUEST.
- (2) COLUMN SHAFTS WITH INTEGRAL BASE ARE AVAILABLE AS SHOWN IN METHOD 3.
- (3) TAPE JOINTS ARE PROVIDED ONLY ON GRG UNITS AND WHERE PROFILES PERMIT.
- (4) CAPITALS AND BASES ARE SUPPLIED AS HALVES.
- (5) ATTACH CAPITAL OR BASE WITH CONSTRUCTION ADHESIVE AND SCREWS.

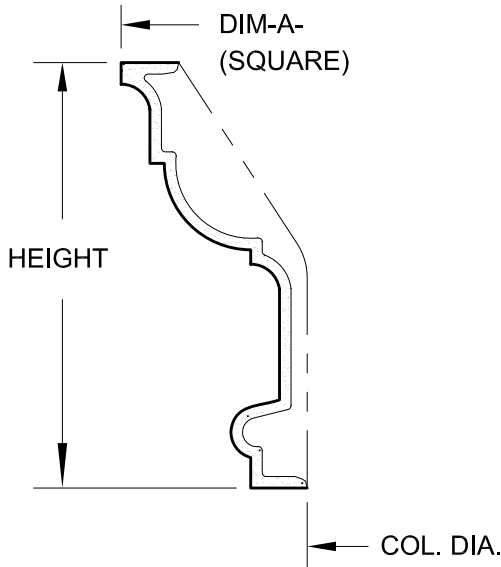
N.T.S.

Phone: (416)745-4970
Fax: (416)745-6636

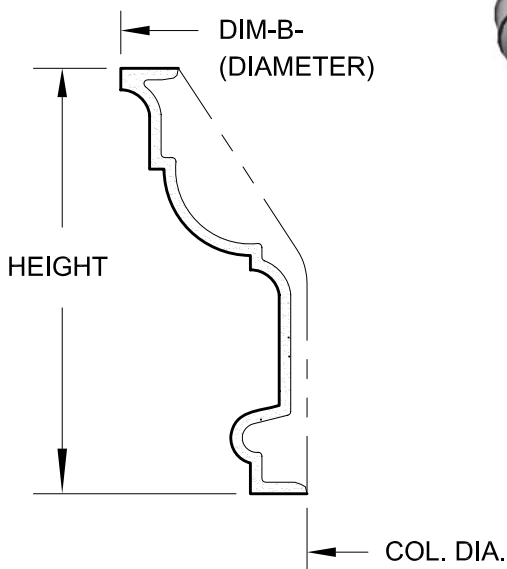
www.decoform.com
sales@decoform.com

Decoform

Assembly Options
Capitals & Bases



COL DIA	HEIGHT	DIM-A-	PART No
6 "	4 $\frac{3}{4}$ "	9 $\frac{3}{4}$ "	CB0106
8 "	5 $\frac{3}{8}$ "	12 $\frac{1}{4}$ "	CB0108
10"	6 $\frac{3}{8}$ "	15 $\frac{1}{4}$ "	CB0110
12"	7 $\frac{3}{8}$ "	17 $\frac{3}{4}$ "	CB0112
14"	8 $\frac{3}{8}$ "	20 $\frac{1}{4}$ "	CB0114
16"	9 $\frac{3}{8}$ "	23"	CB0116
18"	10 $\frac{3}{8}$ "	25 $\frac{1}{2}$ "	CB0118
20"	11 $\frac{3}{8}$ "	28"	CB0120
22"	12 $\frac{3}{8}$ "	30 $\frac{1}{2}$ "	CB0122
24"	13 $\frac{3}{8}$ "	33 $\frac{1}{4}$ "	CB0124
26"	14 $\frac{3}{8}$ "	35 $\frac{3}{4}$ "	CB0126
28"	15 $\frac{3}{8}$ "	38"	CB0128
30"	16 $\frac{3}{8}$ "	40 $\frac{3}{4}$ "	CB0130
32"	17 $\frac{3}{8}$ "	43 $\frac{1}{4}$ "	CB0132
34"	18 $\frac{3}{8}$ "	46"	CB0134
36"	19 $\frac{3}{8}$ "	49 $\frac{3}{8}$ "	CB0136



COL DIA	HEIGHT	DIM-B-	PART No
8 "	5 $\frac{3}{8}$ "	12 $\frac{1}{4}$ "	CB0208
10"	6 $\frac{3}{8}$ "	15 $\frac{1}{4}$ "	CB0210
12"	7 $\frac{3}{8}$ "	17 $\frac{3}{4}$ "	CB0212
14"	8 $\frac{3}{8}$ "	20 $\frac{1}{4}$ "	CB0214
16"	9 $\frac{3}{8}$ "	23"	CB0216
18"	10 $\frac{3}{8}$ "	25 $\frac{1}{2}$ "	CB0218
20"	11 $\frac{3}{8}$ "	28"	CB0220
22"	12 $\frac{3}{8}$ "	30 $\frac{1}{2}$ "	CB0222
24"	13 $\frac{3}{8}$ "	33 $\frac{1}{4}$ "	CB0224
26"	14 $\frac{3}{8}$ "	35 $\frac{3}{4}$ "	CB0226
28"	15 $\frac{3}{8}$ "	38"	CB0228
30"	16 $\frac{3}{8}$ "	40 $\frac{3}{4}$ "	CB0230
32"	17 $\frac{3}{8}$ "	43 $\frac{1}{4}$ "	CB0232

(1) CAPITALS & BASES ARE SUPPLIED AS HALVES.

(3) SEE SECTION 1 FOR COLUMN COVER SELECTIONS.

N.T.S.

(2) SEE PAGE 2-A FOR ASSEMBLY OPTIONS.

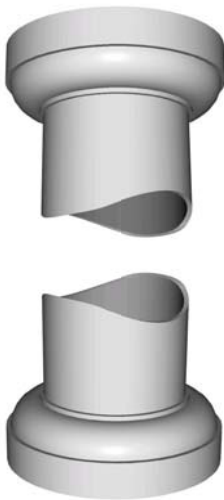
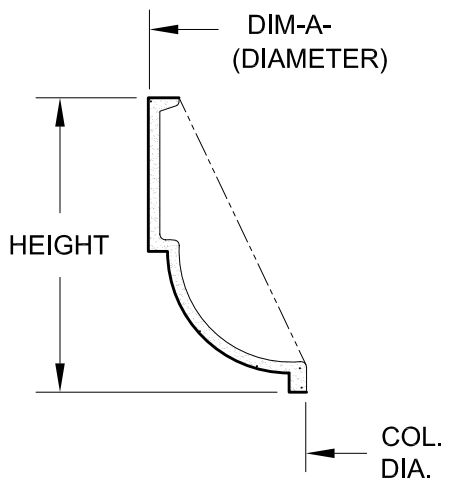
(4) SEE GENERAL INFORMATION PAGE i.

Phone: (416)745-4970
Fax: (416)745-6636

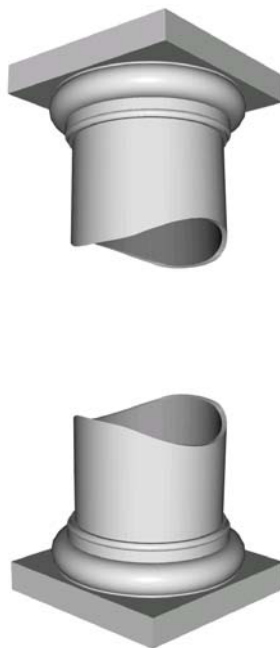
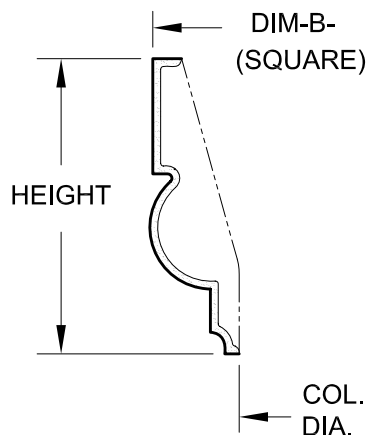
www.decoform.com
sales@decoform.com

Decoform

Capitals & Bases



COL DIA	HEIGHT	DIM-A-	PART No
8"	3 $\frac{3}{4}$ "	10 $\frac{3}{8}$ "	CB0308
10"	5 $\frac{1}{8}$ "	15 $\frac{1}{2}$ "	CB0310
12"	5 $\frac{3}{4}$ "	18 $\frac{1}{4}$ "	CB0312
14"	6 $\frac{3}{4}$ "	21"	CB0314
16"	7 $\frac{3}{4}$ "	23 $\frac{3}{4}$ "	CB0316
18"	8 $\frac{3}{4}$ "	26 $\frac{1}{2}$ "	CB0318
20"	9 $\frac{3}{4}$ "	29 $\frac{1}{2}$ "	CB0320
22"	10 $\frac{3}{4}$ "	32 $\frac{3}{4}$ "	CB0322
24"	11 $\frac{3}{4}$ "	35 $\frac{1}{2}$ "	CB0324



COL DIA	HEIGHT	DIM-B-	PART No
8"	4 $\frac{3}{8}$ "	11 $\frac{1}{8}$ "	CB0408
10"	5 $\frac{3}{8}$ "	13 $\frac{1}{2}$ "	CB0410
12"	6 $\frac{3}{8}$ "	16 $\frac{1}{8}$ "	CB0412
14"	7 $\frac{3}{8}$ "	18 $\frac{5}{8}$ "	CB0414
16"	8 $\frac{3}{8}$ "	21 $\frac{1}{8}$ "	CB0416
18"	9 $\frac{3}{8}$ "	23 $\frac{3}{4}$ "	CB0418
20"	10 $\frac{3}{8}$ "	26 $\frac{1}{4}$ "	CB0420
22"	11 $\frac{3}{8}$ "	28 $\frac{3}{4}$ "	CB0422
24"	12 $\frac{3}{8}$ "	31 $\frac{3}{8}$ "	CB0424
26"	13 $\frac{3}{8}$ "	33 $\frac{7}{8}$ "	CB0426
28"	14 $\frac{3}{8}$ "	36 $\frac{1}{2}$ "	CB0428
30"	15 $\frac{3}{8}$ "	39"	CB0430
32"	16 $\frac{3}{8}$ "	41 $\frac{1}{2}$ "	CB0432
36"	18 $\frac{3}{8}$ "	46 $\frac{1}{2}$ "	CB0436
40"	20 $\frac{1}{2}$ "	52"	CB0440
42"	21 $\frac{3}{8}$ "	52 $\frac{3}{4}$ "	CB0442

(1) CAPITALS & BASES ARE SUPPLIED AS HALVES.

(3) SEE SECTION 1 FOR COLUMN COVER SELECTIONS.

(2) SEE PAGE 2-A FOR ASSEMBLY OPTIONS.

(4) SEE GENERAL INFORMATION PAGE i.

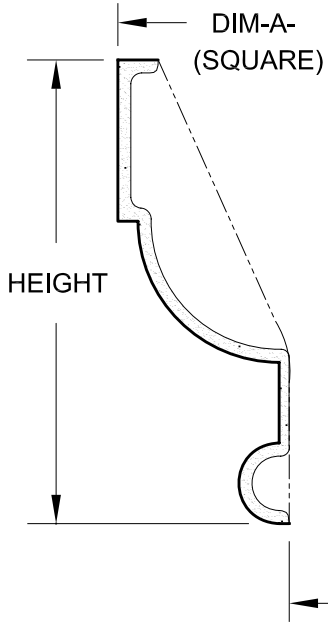
N.T.S.

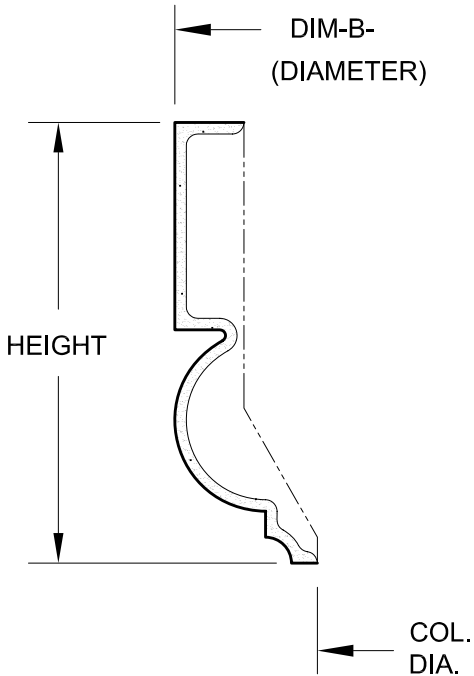
Phone: (416)745-4970
Fax: (416)745-6636

www.decoform.com
sales@decoform

Decoform

Capitals & Bases

	COL DIA	HEIGHT	DIM-A-	PART No
	8"	4 $\frac{3}{8}$ "	11 $\frac{3}{4}$ "	CB0508
	10"	5 $\frac{3}{8}$ "	14 $\frac{1}{4}$ "	CB0510
	12"	6 $\frac{3}{8}$ "	16 $\frac{3}{4}$ "	CB0512
	14"	7 $\frac{3}{8}$ "	19 $\frac{1}{2}$ "	CB0514
	16"	8 $\frac{3}{8}$ "	21 $\frac{3}{4}$ "	CB0516
	18"	9 $\frac{3}{8}$ "	24 $\frac{1}{4}$ "	CB0518
	20"	10 $\frac{3}{8}$ "	27"	CB0520
	22"	11 $\frac{3}{8}$ "	29 $\frac{1}{2}$ "	CB0522
	24"	12 $\frac{3}{8}$ "	31 $\frac{3}{4}$ "	CB0524
	26"	13 $\frac{3}{8}$ "	34 $\frac{1}{2}$ "	CB0526
	30"	15 $\frac{3}{8}$ "	39 $\frac{1}{2}$ "	CB0530
	32"	16 $\frac{3}{8}$ "	42"	CB0532

	COL DIA	HEIGHT	DIM-B-	PART No
	10"	5 $\frac{3}{8}$ "	13 $\frac{1}{2}$ "	CB0610
	12"	6 $\frac{3}{8}$ "	16 $\frac{1}{8}$ "	CB0612
	14"	7 $\frac{3}{8}$ "	18 $\frac{5}{8}$ "	CB0614
	16"	8 $\frac{3}{8}$ "	21 $\frac{1}{8}$ "	CB0616
	18"	9 $\frac{3}{8}$ "	23 $\frac{3}{4}$ "	CB0618
	20"	10 $\frac{3}{8}$ "	26 $\frac{1}{4}$ "	CB0620
	22"	11 $\frac{3}{8}$ "	28 $\frac{3}{4}$ "	CB0622
	24"	12 $\frac{3}{8}$ "	31 $\frac{3}{8}$ "	CB0624

(1) CAPITALS & BASES ARE SUPPLIED AS HALVES.

(3) SEE SECTION 1 FOR COLUMN COVER SELECTIONS.

N.T.S. (2) SEE PAGE 2-A FOR ASSEMBLY OPTIONS.

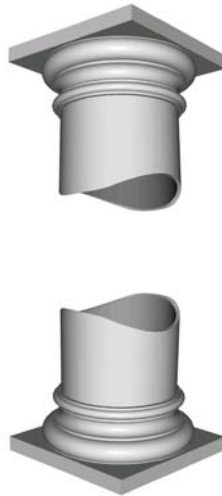
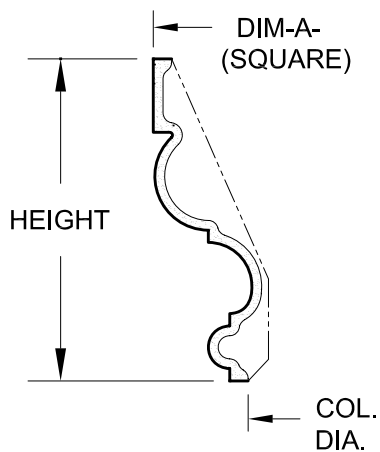
(4) SEE GENERAL INFORMATION PAGE I.

Phone: (416)745-4970
Fax: (416)745-6636

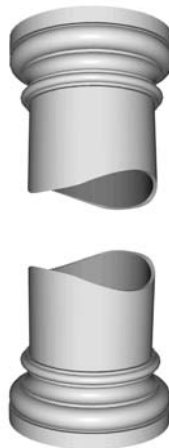
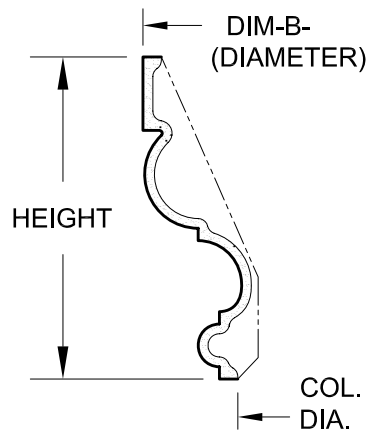
www.decoform.com
sales@decoform.com

Decoform

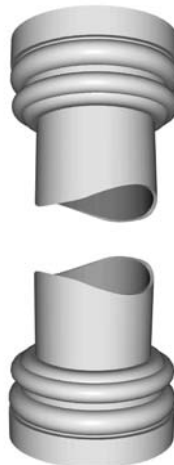
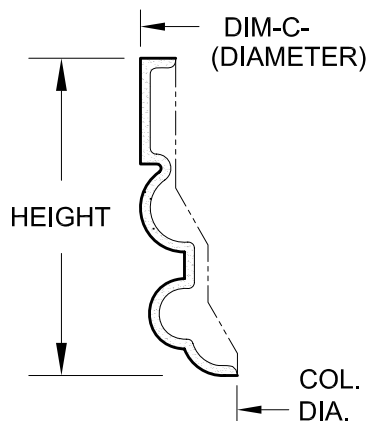
Capitals & Bases



COL DIA	HEIGHT	DIM-A-	PART No
10"	5 $\frac{3}{4}$ "	13 $\frac{3}{8}$ "	CB0710
12"	6 $\frac{7}{8}$ "	16"	CB0712
14"	8"	18 $\frac{5}{8}$ "	CB0714
16"	9 $\frac{1}{8}$ "	21 $\frac{1}{4}$ "	CB0716
18"	10 $\frac{1}{4}$ "	23 $\frac{3}{4}$ "	CB0718
20"	11 $\frac{7}{16}$ "	26 $\frac{1}{4}$ "	CB0720
22"	12 $\frac{1}{2}$ "	28 $\frac{7}{8}$ "	CB0722
24"	13 $\frac{1}{16}$ "	31 $\frac{3}{8}$ "	CB0724
28"	(14 $\frac{15}{16}$)	(34 $\frac{1}{8}$)	CB0728
32"	18 $\frac{3}{16}$ "	42"	CB0732



COL DIA	HEIGHT	DIM-B-	PART No
12"	6 $\frac{7}{8}$ "	16"	CB1612
14"	8"	18 $\frac{5}{8}$ "	CB1614
18"	10 $\frac{1}{4}$ "	23 $\frac{3}{4}$ "	CB1618
20"	11 $\frac{7}{16}$ "	26 $\frac{1}{4}$ "	CB1620
22"	(12 $\frac{3}{4}$)	(28 $\frac{3}{4}$)	CB1622
24"	(14 $\frac{1}{16}$)	(31 $\frac{1}{4}$)	CB1624



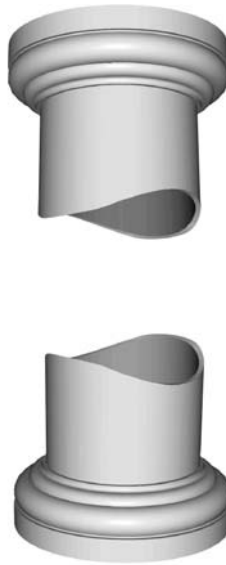
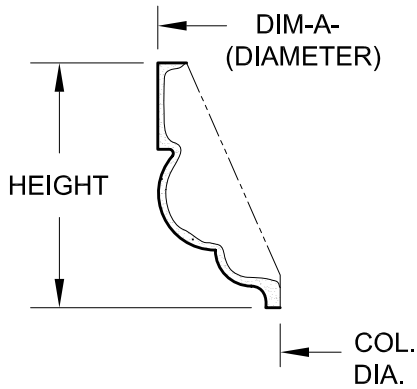
COL DIA	HEIGHT	DIM-C-	PART No
14"	10 $\frac{1}{2}$ "	20 $\frac{3}{8}$ "	CB0814
16"	12"	23 $\frac{3}{8}$ "	CB0816
18"	13 $\frac{1}{2}$ "	26 $\frac{1}{4}$ "	CB0818
20"	15"	29 $\frac{1}{8}$ "	CB0820
24"	18"	35"	CB0824

N.T.S. (1) CAPITALS & BASES ARE SUPPLIED AS HALVES. (2) SEE PAGE 2-A FOR ASSEMBLY OPTIONS. (3) SEE SECTION 1 FOR COLUMN COVER SELECTIONS. (4) SEE GENERAL INFORMATION PAGE i.

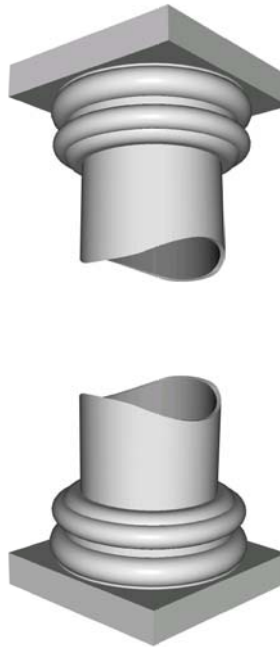
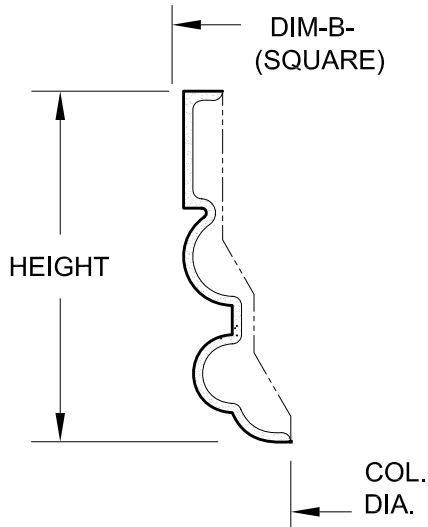
Phone: (416)745-4970
Fax: (416)745-6636
www.decoform.com
sales@decoform.com

Decoform

Capitals & Bases



COL DIA	HEIGHT	DIM-A-	PART No
12"	5 1/8"	17 3/4"	CB0912
14"	6"	20 3/4"	CB0914
16"	6 3/4"	23 1/2"	CB0916
20"	8 1/2"	29 1/4"	CB0920
24"	10 1/4"	35"	CB0924



COL DIA	HEIGHT	DIM-B-	PART No
12"	9"	17 1/2"	CB1012
14"	10 1/2"	20 3/8"	CB1014
16"	12"	23 3/8"	CB1016
18"	13 1/2"	26 1/4"	CB1018
20"	15"	29 1/8"	CB1020
24"	18"	35"	CB1024

(1) CAPITALS & BASES ARE SUPPLIED AS HALVES.

(3) SEE SECTION 1 FOR COLUMN COVER SELECTIONS.

(2) SEE PAGE 2-A FOR ASSEMBLY OPTIONS.

(4) SEE GENERAL INFORMATION PAGE i.

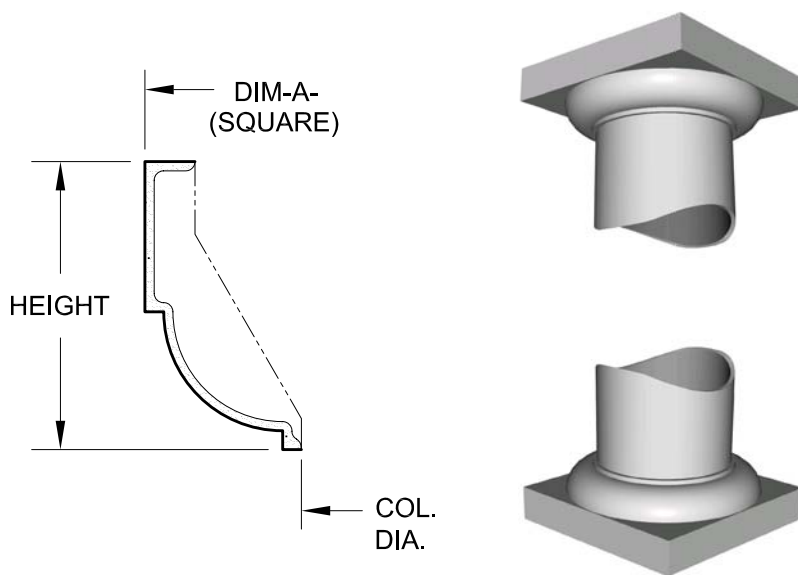
N.T.S.

Phone: (416)745-4970
Fax: (416)745-6636

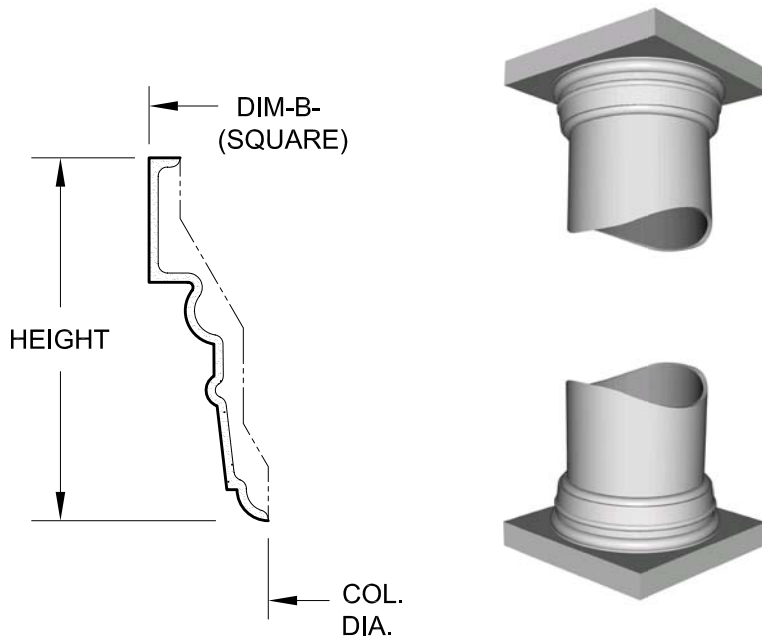
www.decoform.com
sales@decoform.com

Decoform

Capitals & Bases



COL DIA	HEIGHT	DIM-A-	PART No
12"	5 ³ / ₄ "	18 ¹ / ₄ "	CB1112
14"	6 ³ / ₄ "	21"	CB1114
16"	7 ³ / ₄ "	23 ³ / ₄ "	CB1116
18"	8 ³ / ₄ "	26 ¹ / ₂ "	CB1118
20"	9 ³ / ₄ "	29 ¹ / ₂ "	CB1120
22"	10 ³ / ₄ "	32 ³ / ₄ "	CB1122
24"	11 ³ / ₄ "	35 ¹ / ₂ "	CB1124



COL DIA	HEIGHT	DIM-B-	PART No
16"	8 ³ / ₄ "	22"	CB1216
20"	8 ³ / ₄ "	26"	CB1220
24"	8 ³ / ₄ "	30"	CB1224
30"	15 ¹ / ₄ "	41 ¹ / ₄ "	CB1230

(1) CAPITALS & BASES ARE SUPPLIED AS HALVES.

(3) SEE SECTION 1 FOR COLUMN COVER SELECTIONS.

N.T.S.

(2) SEE PAGE 2-A FOR ASSEMBLY OPTIONS.

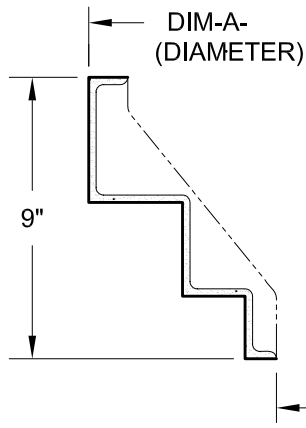
(4) SEE GENERAL INFORMATION PAGE i.

Phone: (416)745-4970
Fax: (416)745-6636

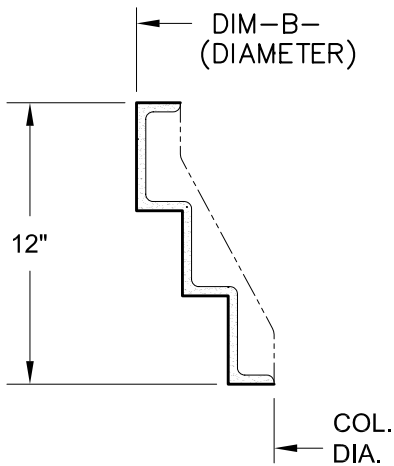
www.decoform.com
sales@decoform.com

Decoform

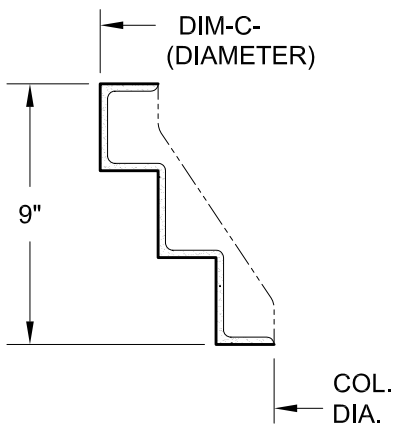
Capitals & Bases



COL DIA	DIM-A-	PART No
20"	32"	CB1320
24"	36"	CB1324
28"	40"	CB1328



COL DIA	DIM-B-	PART No
18"	30"	CB1418
22"	34"	CB1422
26"	38"	CB1426



COL DIA	DIM-C-	PART No
16"	28"	CB1516
18"	30"	CB1518
20"	32"	CB1520
22"	34"	CB1522
24"	36"	CB1524

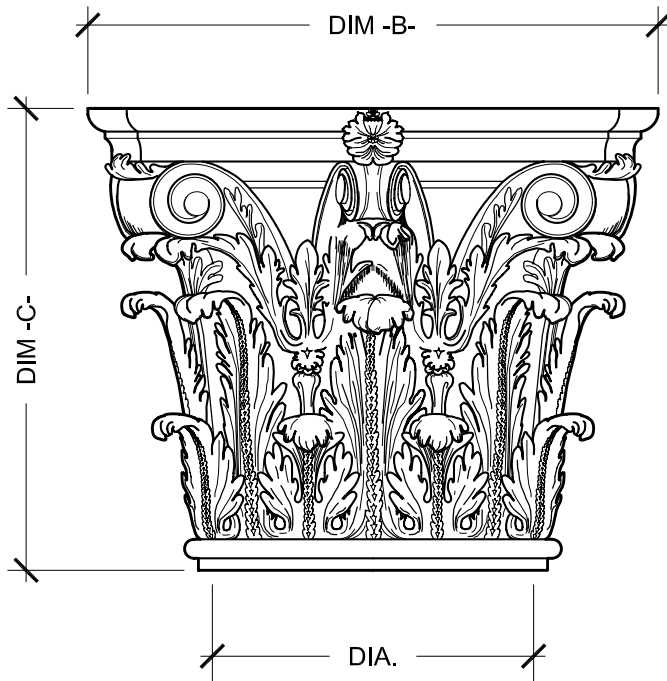
N.T.S. (1) CAPITALS & BASES ARE SUPPLIED AS HALVES.
(2) SEE PAGE 2-A FOR ASSEMBLY OPTIONS.

(3) SEE SECTION 1 FOR COLUMN COVER SELECTIONS.
(4) SEE GENERAL INFORMATION PAGE i.


Phone: (416)745-4970
Fax: (416)745-6636
www.decoform.com
sales@decoform.com

Decoform

Capitals & Bases



SIDE VIEW



BOTTOM VIEW

N.T.S.

DIA	DIM-B-	DIM-C-	PART No
10"	17 $\frac{3}{4}$ "	14 $\frac{3}{8}$ "	CA0010
12"	20 $\frac{3}{4}$ "	16 $\frac{7}{8}$ "	CA0012
14"	23 $\frac{3}{4}$ "	19 $\frac{1}{8}$ "	CA0014
16"	26 $\frac{3}{4}$ "	21 $\frac{5}{8}$ "	CA0016
18"	29 $\frac{3}{4}$ "	24"	CA0018
20"	32 $\frac{3}{4}$ "	26 $\frac{3}{8}$ "	CA0020
22"	35 $\frac{3}{4}$ "	28 $\frac{7}{8}$ "	CA0022

NOTES:

- (1) CAPITALS ARE SUPPLIED AS HALVES.
- (2) SEE SECTION 1 FOR COLUMN COVER SELECTIONS.

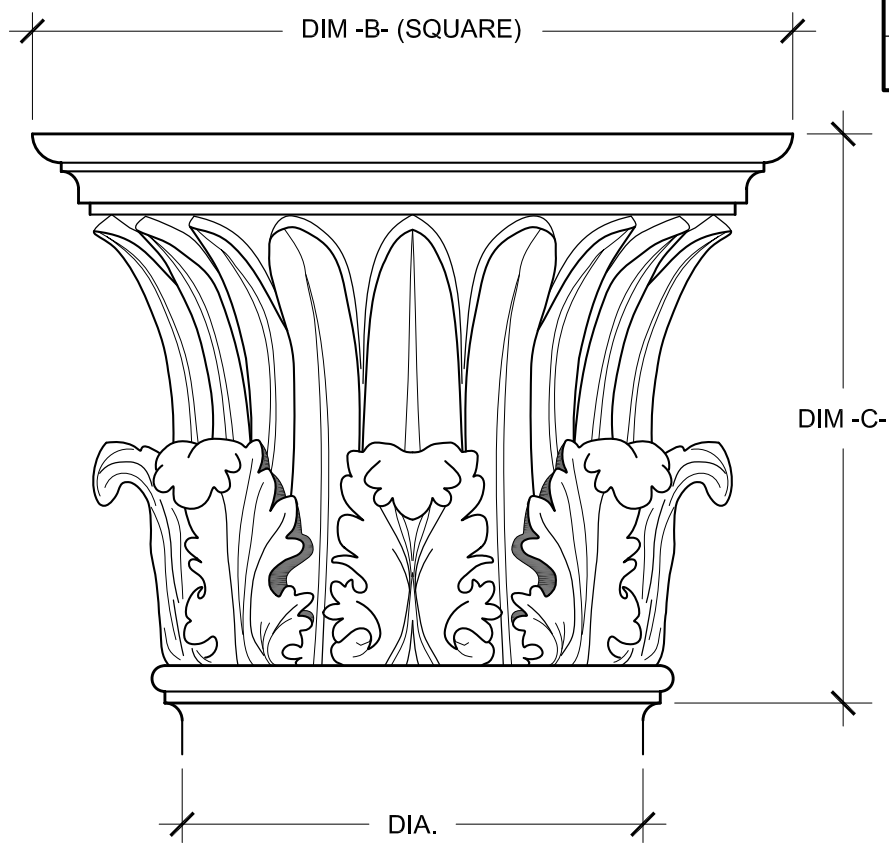
Phone: (416)745-4970
Fax: (416)745-6636

www.decoform.com
sales@decoform.com

Decoform

Corinthian Capitals

DIA	DIM-B-	DIM-C-	PART No
10"	16 1/2" SQ.	12 3/8"	CA2010
16"	26 3/8" SQ.	19 3/4"	CA2016
22"	36 5/16" SQ.	27 3/16"	CA2022



SIDE VIEW

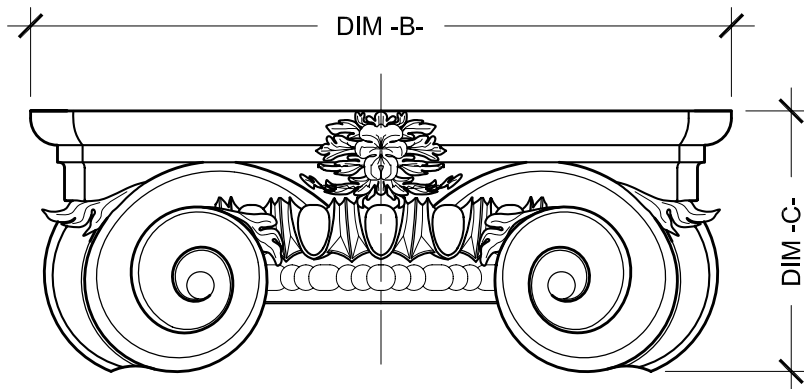
- NOTES:**
- (1) CAPITALS ARE SUPPLIED AS HALVES.
 - (2) SEE SECTION 1 FOR COLUMN COVER SELECTIONS.

N.T.S.

Phone: (416)745-4970
Fax: (416)745-6636
www.decoform.com
sales@decoform.com

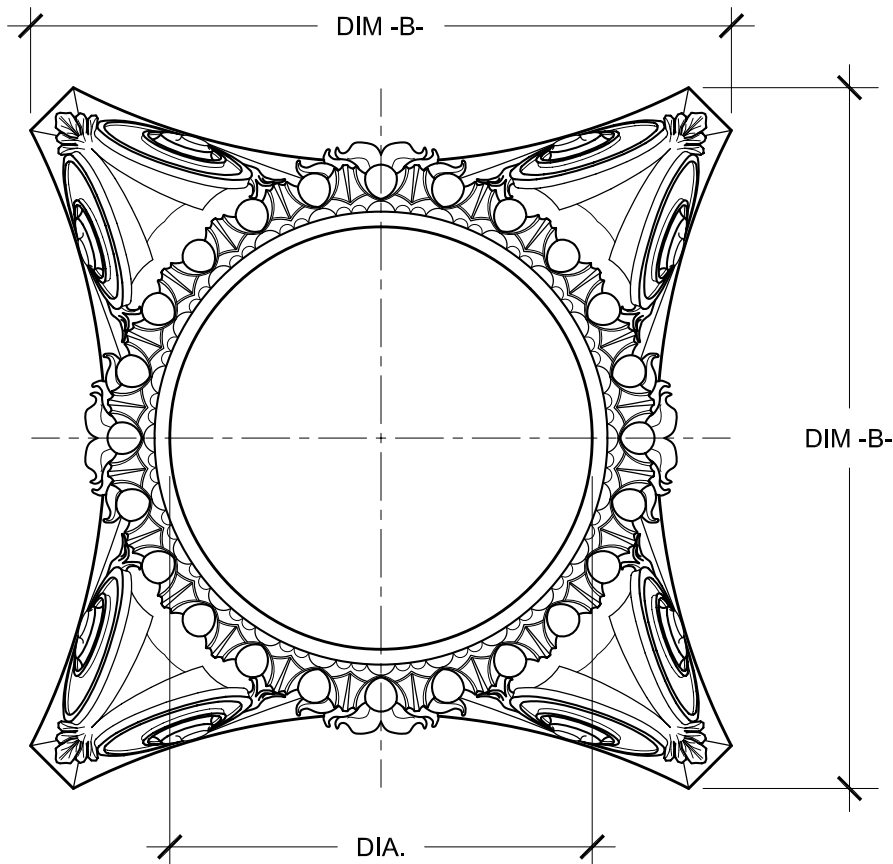


Temple of the Winds
Capitals



SIDE VIEW

DIA	DIM-B-	DIM-C-	PART No
9"	(16 1/4")	(6")	CA0109
10"	18 1/4"	6 3/4"	CA0110
12"	20 1/2"	7 5/8"	CA0112
14"	23 7/8"	8 7/8"	CA0114
16"	27 3/8"	10 1/8"	CA0116
18"	30 3/4"	11 3/8"	CA0118
20"	34 1/8"	12 3/4"	CA0120
22"	37 5/8"	14"	CA0122



BOTTOM VIEW

NOTES:

- (1) CAPITALS ARE SUPPLIED AS HALVES.
- (2) SEE SECTION 1 FOR COLUMN COVER SELECTIONS.

N.T.S.

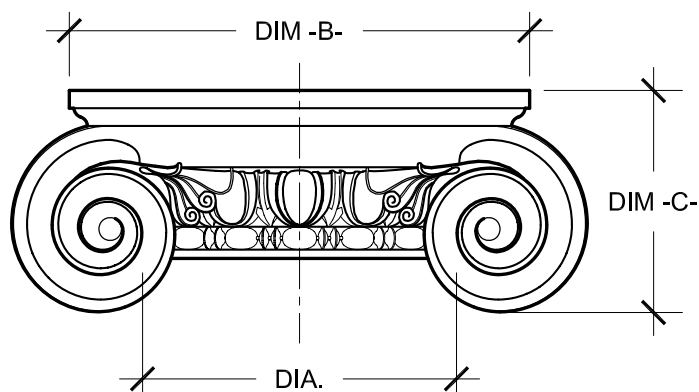
Phone: (416)745-4970
Fax: (416)745-6636

www.decoform.com
sales@decoform.com

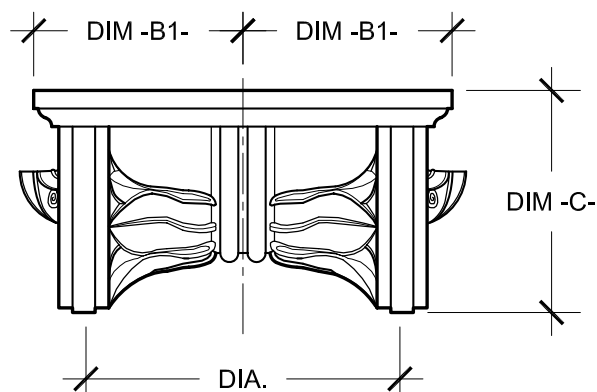
Decoform

Scamozzi Capitals

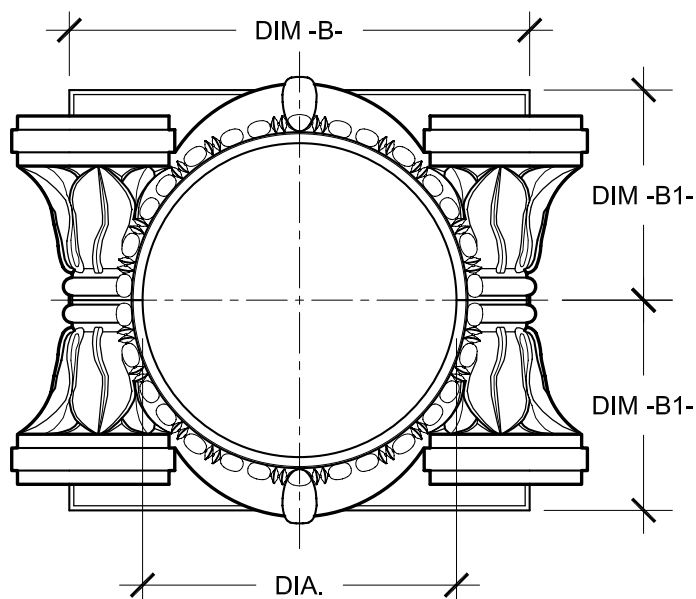
DIA	DIM-B-	DIM-B1-	DIM-C-	PART No
14"	19 $\frac{1}{8}$ "	8 $\frac{1}{4}$ "	8"	CA3014
24"	36"	16"	14 $\frac{1}{2}$ "	CA3024
26"	(36")	(16 $\frac{1}{4}$ ")	(17 $\frac{1}{2}$ ")	CA3026



FRONT VIEW



SIDE VIEW



BOTTOM VIEW

NOTES:

- (1) CAPITALS ARE SUPPLIED AS HALVES.
- (2) SEE SECTION 1 FOR COLUMN COVER SELECTIONS.

N.T.S.

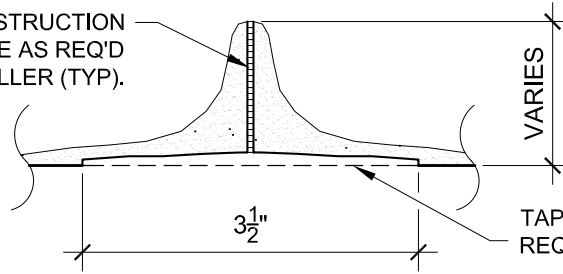
Phone: (416)745-4970
Fax: (416)745-6636

www.decoform.com
sales@decoform.com

Decoform

Roman Ionic Capitals

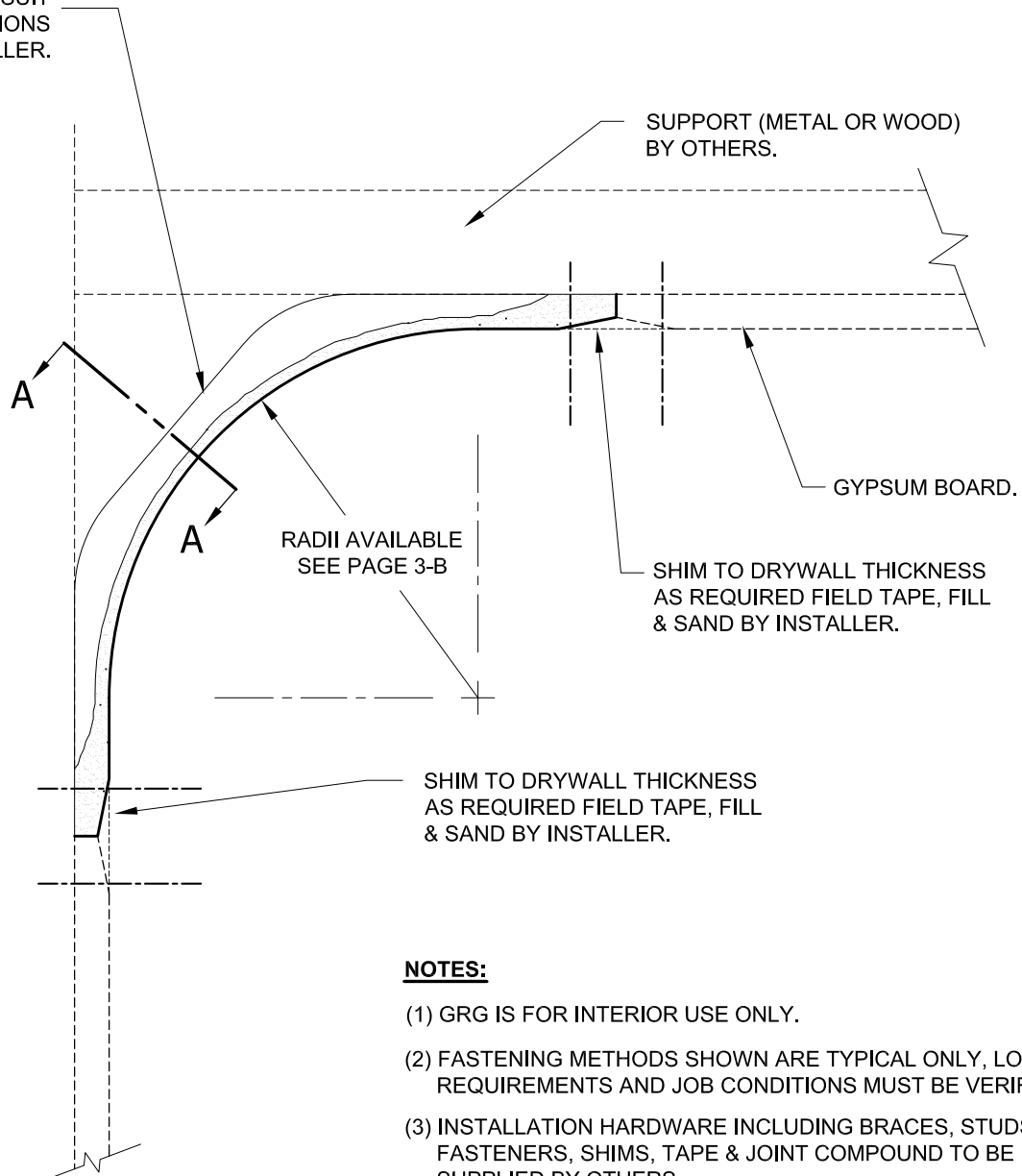
CONSTRUCTION
ADHESIVE AS REQ'D
BY INSTALLER (TYP).



VARIES
TAPE, FILL AND SAND AS
REQ'D BY INSTALLER (TYP).

SECTION A-A

END FLANGES MAY
BE CUT TO SUIT
SITE CONDITIONS
BY INSTALLER.



NOTES:

- (1) GRG IS FOR INTERIOR USE ONLY.
- (2) FASTENING METHODS SHOWN ARE TYPICAL ONLY, LOCAL CODE REQUIREMENTS AND JOB CONDITIONS MUST BE VERIFIED.
- (3) INSTALLATION HARDWARE INCLUDING BRACES, STUDS, FASTENERS, SHIMS, TAPE & JOINT COMPOUND TO BE SUPPLIED BY OTHERS.
- (4) FULL MATERIAL SPECIFICATION IS AVAILABLE ON REQUEST.
- (5) PREMOLDED CORNERS ARE AVAILABLE.

N.T.S.


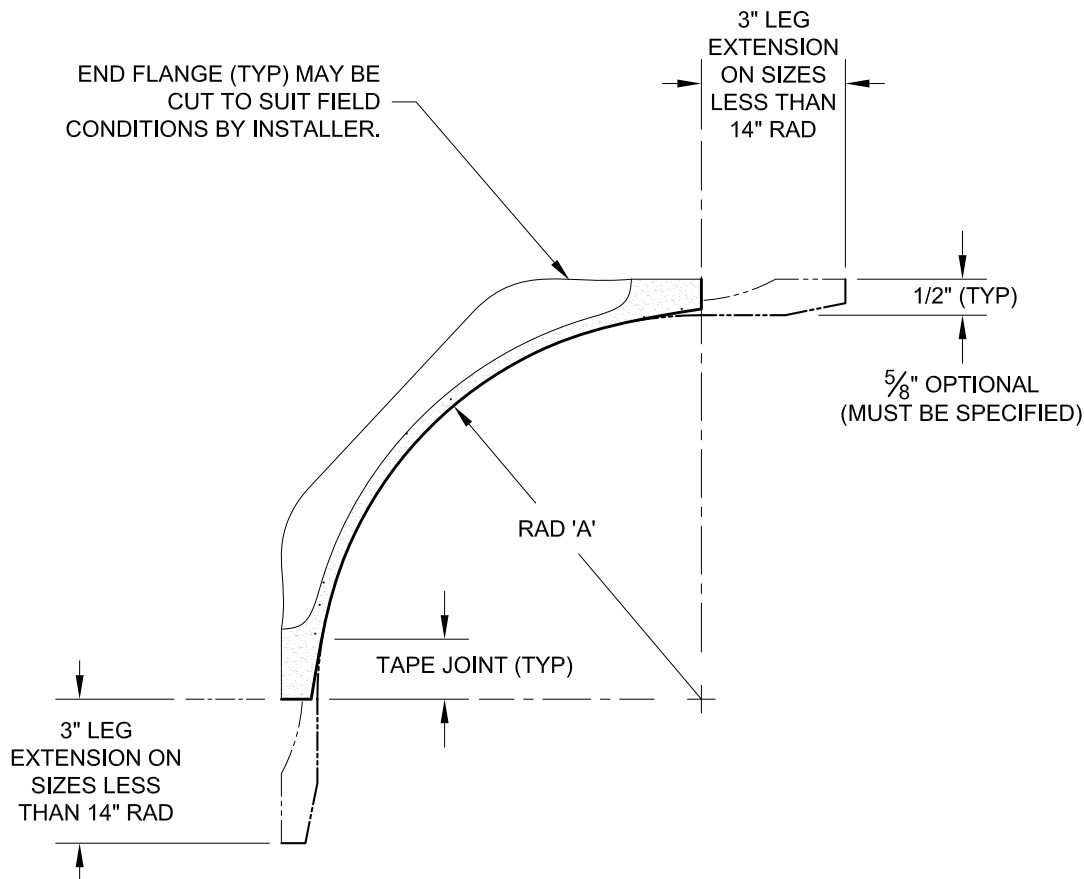
Phone: (416)745-4970
Fax: (416)745-6636

www.decoform.com
sales@decoform.com

Decoform

Typical Installation (GRG) Coves (Reflectors)

RAD A	PART No
4"	CR004
6"	CR006
7"	CR007
8"	CR008
9"	CR009
10"	CR010
12"	CR012
14"	CR014
15"	CR015
16"	CR016
18"	CR018
20"	CR020
22"	CR022
24"	CR024
30"	CR030
48"	CR048



REFLECTOR SHADED PERSPECTIVE VIEW

(1) SHIPPED IN STRAIGHT LENGTHS OF 8'-0" MAXIMUM WITH TAPE JOINTS BOTH ENDS.

(3) PREMOLDED CORNERS ARE AVAILABLE.

(2) SEE PAGE 3-A FOR TYPICAL INSTALLATIONS AND ATTACHMENTS.

(4) SEE GENERAL INFORMATION PAGE i.

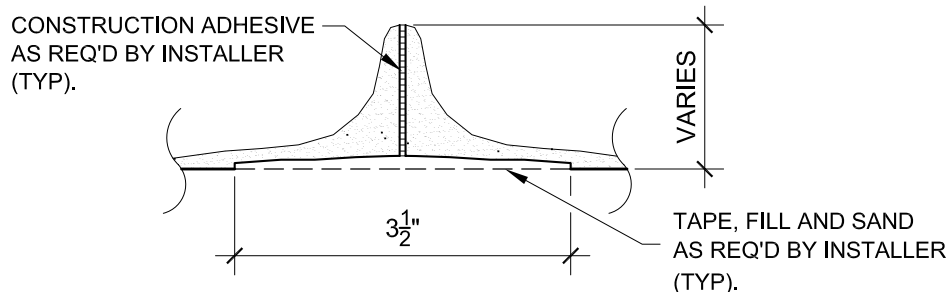
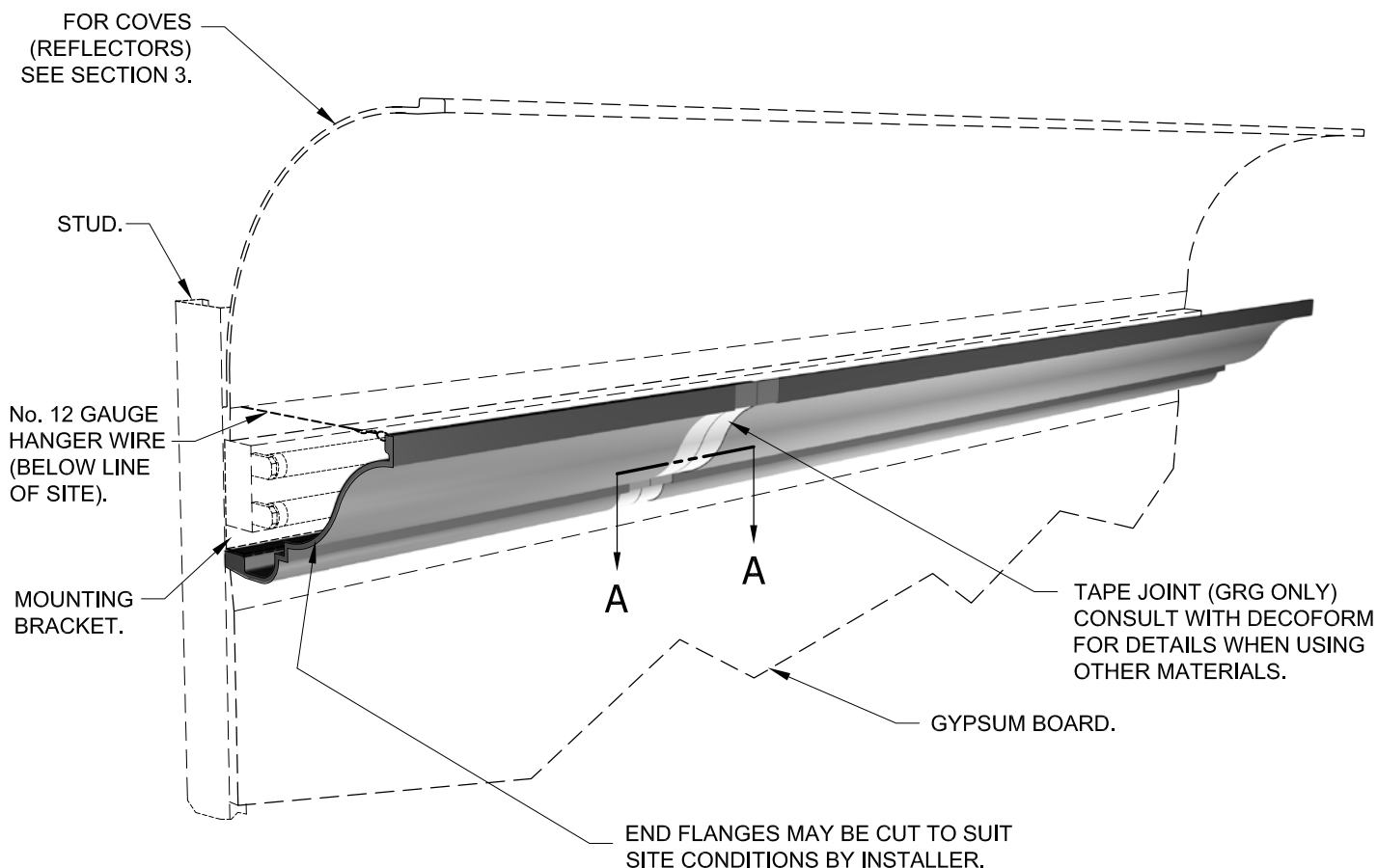
N.T.S.

Phone: (416)745-4970
Fax: (416)745-6636

www.decoform.com
sales@decoform.com

Decoform

GRG Coves (Reflectors)



SECTION A-A (GRG ONLY)

NOTES:

- (1) LIGHT COVES CAN BE SUPPLIED IN GRG, GRC, FRP OR SANDSCAPE.
- (2) GRG IS FOR INTERIOR USE ONLY.
- (3) FASTENING METHODS SHOWN ARE TYPICAL ONLY, LOCAL CODE REQUIREMENTS AND JOB CONDITIONS MUST BE VERIFIED.
- (4) SUPPORT LIGHT FIXTURE DIRECTLY TO METAL OR WOOD BRACING. (NOT TO LIGHT COVE).
- (5) ON LARGER PROFILES, WIRE TIES ARE RECOMMENDED.

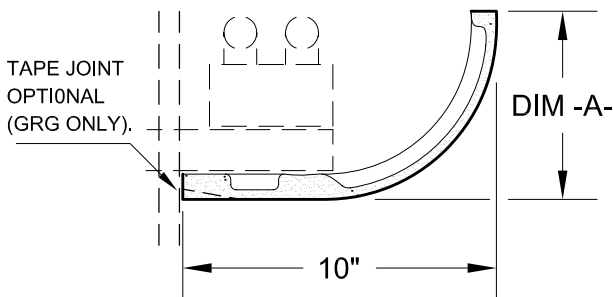
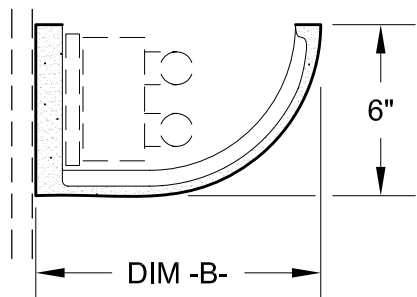
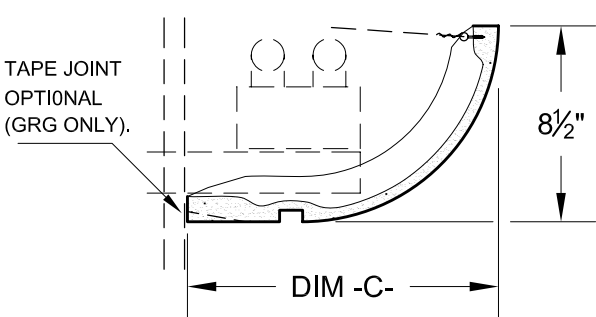
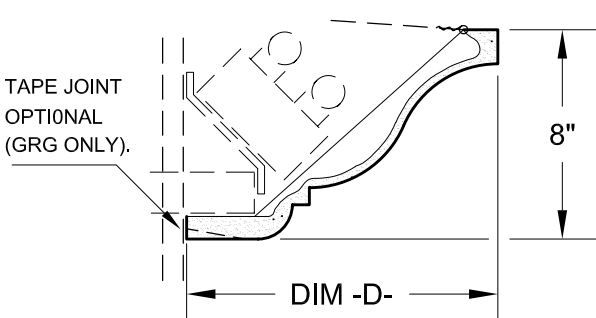
N.T.S.

Phone: (416)745-4970
Fax: (416)745-6636

www.decoform.com
sales@decoform.com

Decoform

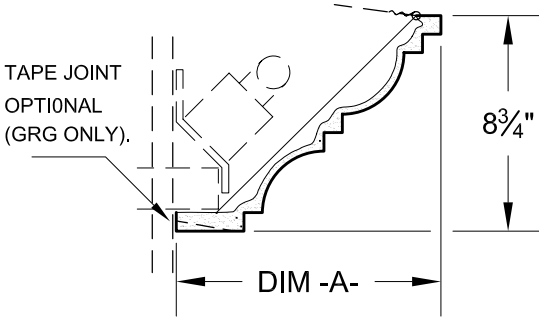
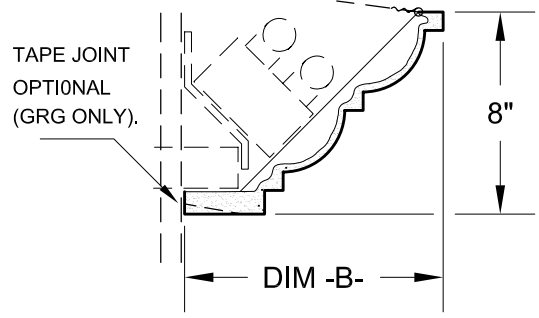
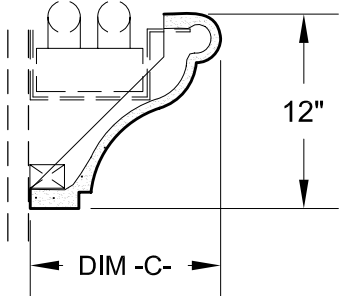
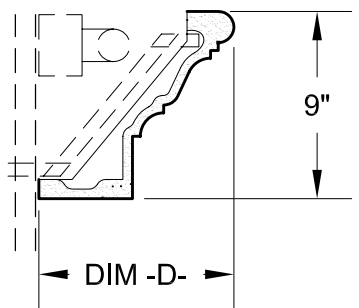
Typical Installation Light Coves

	<table> <tr> <th>DIM -A-</th><th>PART No</th></tr> <tr> <td>5"</td><td>LC021</td></tr> <tr> <td>6"</td><td>LC022</td></tr> <tr> <td>7"</td><td>LC023</td></tr> <tr><td> </td><td> </td></tr> <tr><td> </td><td> </td></tr> <tr><td> </td><td> </td></tr> <tr><td> </td><td> </td></tr> <tr><td> </td><td> </td></tr> <tr><td> </td><td> </td></tr> </table>	DIM -A-	PART No	5"	LC021	6"	LC022	7"	LC023												
DIM -A-	PART No																				
5"	LC021																				
6"	LC022																				
7"	LC023																				
	<table> <tr> <th>DIM -B-</th><th>PART No</th></tr> <tr> <td>9"</td><td>LC025</td></tr> <tr><td> </td><td> </td></tr> <tr><td> </td><td> </td></tr> <tr><td> </td><td> </td></tr> <tr><td> </td><td> </td></tr> <tr><td> </td><td> </td></tr> <tr><td> </td><td> </td></tr> <tr><td> </td><td> </td></tr> </table>	DIM -B-	PART No	9"	LC025																
DIM -B-	PART No																				
9"	LC025																				
	<table> <tr> <th>DIM -C-</th><th>PART No</th></tr> <tr> <td>12"</td><td>LC031</td></tr> <tr><td> </td><td> </td></tr> <tr><td> </td><td> </td></tr> <tr><td> </td><td> </td></tr> <tr><td> </td><td> </td></tr> <tr><td> </td><td> </td></tr> <tr><td> </td><td> </td></tr> <tr><td> </td><td> </td></tr> </table>	DIM -C-	PART No	12"	LC031																
DIM -C-	PART No																				
12"	LC031																				
	<table> <tr> <th>DIM -D-</th><th>PART No</th></tr> <tr> <td>12"</td><td>LC040</td></tr> <tr><td> </td><td> </td></tr> <tr><td> </td><td> </td></tr> <tr><td> </td><td> </td></tr> <tr><td> </td><td> </td></tr> <tr><td> </td><td> </td></tr> <tr><td> </td><td> </td></tr> <tr><td> </td><td> </td></tr> </table>	DIM -D-	PART No	12"	LC040																
DIM -D-	PART No																				
12"	LC040																				

- (1) SHIPPED IN STRAIGHT LENGTHS OF 8'-0" MAX. (WITH TAPE JOINTS BOTH ENDS; GRG ONLY).
(2) END FLANGES ARE FOR PRODUCT SUPPORT AND MAY NOT BE EXACTLY AS SHOWN.
- (3) SEE PAGE 4-A FOR TYPICAL INSTALLATION AND ATTACHMENTS.
(4) LIGHT FIXTURES, BRACKETS ETC. ARE BY INSTALLER. ONLY TYPICAL INSTALLATION IS SHOWN.
(5) SEE GENERAL INFORMATION PAGE i.

N.T.S.

Phone: (416)745-4970 Fax: (416)745-6636 www.decoform.com sales@decoform.com		<div>Light Coves</div>
--	---	------------------------

	<table> <tr> <th>DIM -A-</th><th>PART No</th></tr> <tr> <td>12"</td><td>LC061</td></tr> <tr><td> </td><td> </td></tr> <tr><td> </td><td> </td></tr> <tr><td> </td><td> </td></tr> <tr><td> </td><td> </td></tr> <tr><td> </td><td> </td></tr> <tr><td> </td><td> </td></tr> <tr><td> </td><td> </td></tr> <tr><td> </td><td> </td></tr> </table>	DIM -A-	PART No	12"	LC061																
DIM -A-	PART No																				
12"	LC061																				
	<table> <tr> <th>DIM -B-</th><th>PART No</th></tr> <tr> <td>12"</td><td>LC071</td></tr> <tr><td> </td><td> </td></tr> <tr><td> </td><td> </td></tr> <tr><td> </td><td> </td></tr> <tr><td> </td><td> </td></tr> <tr><td> </td><td> </td></tr> <tr><td> </td><td> </td></tr> <tr><td> </td><td> </td></tr> <tr><td> </td><td> </td></tr> </table>	DIM -B-	PART No	12"	LC071																
DIM -B-	PART No																				
12"	LC071																				
	<table> <tr> <th>DIM -C-</th><th>PART No</th></tr> <tr> <td>11 3/4"</td><td>LC241</td></tr> <tr><td> </td><td> </td></tr> <tr><td> </td><td> </td></tr> <tr><td> </td><td> </td></tr> <tr><td> </td><td> </td></tr> <tr><td> </td><td> </td></tr> <tr><td> </td><td> </td></tr> <tr><td> </td><td> </td></tr> <tr><td> </td><td> </td></tr> </table>	DIM -C-	PART No	11 3/4"	LC241																
DIM -C-	PART No																				
11 3/4"	LC241																				
	<table> <tr> <th>DIM -D-</th><th>PART No</th></tr> <tr> <td>12 1/2"</td><td>LC250</td></tr> <tr><td> </td><td> </td></tr> <tr><td> </td><td> </td></tr> <tr><td> </td><td> </td></tr> <tr><td> </td><td> </td></tr> <tr><td> </td><td> </td></tr> <tr><td> </td><td> </td></tr> <tr><td> </td><td> </td></tr> <tr><td> </td><td> </td></tr> </table>	DIM -D-	PART No	12 1/2"	LC250																
DIM -D-	PART No																				
12 1/2"	LC250																				

(1) SHIPPED IN STRAIGHT LENGTHS OF 8'-0" MAX.
(WITH TAPE JOINTS BOTH ENDS; GRG ONLY).

(2) END FLANGES ARE FOR PRODUCT SUPPORT
AND MAY NOT BE EXACTLY AS SHOWN.

(3) SEE PAGE 4-A FOR TYPICAL INSTALLATION AND ATTACHMENTS.

(4) LIGHT FIXTURES, BRACKETS ETC. ARE BY INSTALLER.
ONLY TYPICAL INSTALLATION SHOWN.

(5) SEE GENERAL INFORMATION PAGE I.

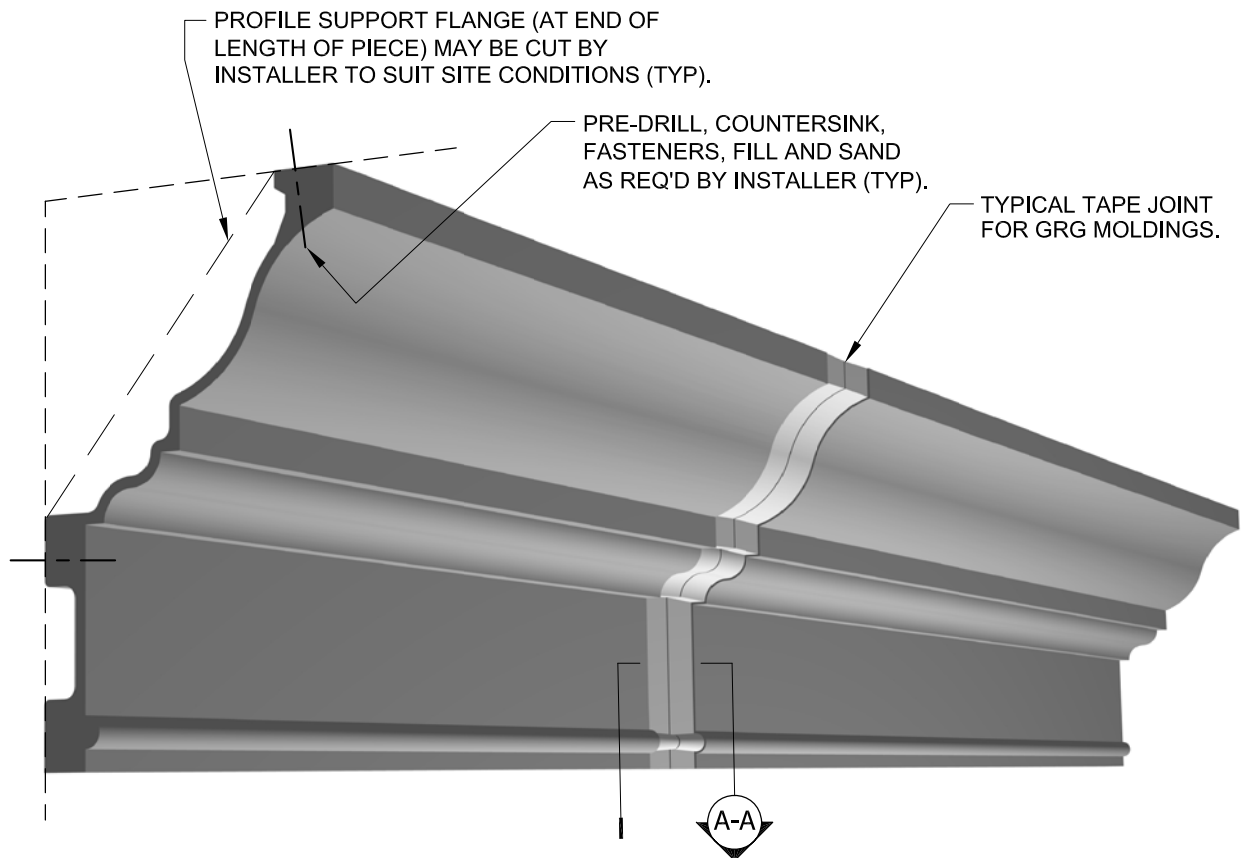
N.T.S.

Phone: (416)745-4970
Fax: (416)745-6636

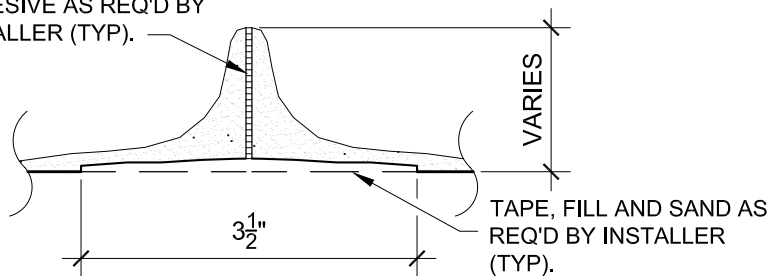
www.decoform.com
sales@decoform.com

Decoform

Light Coves



CONSTRUCTION ADHESIVE AS REQ'D BY INSTALLER (TYP).



SECTION A-A

NOTES:

- (1) MOLDINGS CAN BE SUPPLIED IN GRG, GRC, FRP AND FRP SANDSCAPE.
- (2) GRG IS FOR INTERIOR USE ONLY.
- (3) FASTENING METHODS SHOWN ARE TYPICAL ONLY, LOCAL CODE REQUIREMENTS AND JOB CONDITIONS MUST BE VERIFIED.
- (4) INSTALLATION HARDWARE INCLUDING BRACES, STUDS, FASTENERS, SHIMS, TAPE & JOINT COMPOUND TO BE SUPPLIED BY OTHERS.
- (5) FULL MATERIAL SPECIFICATION IS AVAILABLE ON REQUEST.
- (6) PREMOLDED CORNERS ARE AVAILABLE.

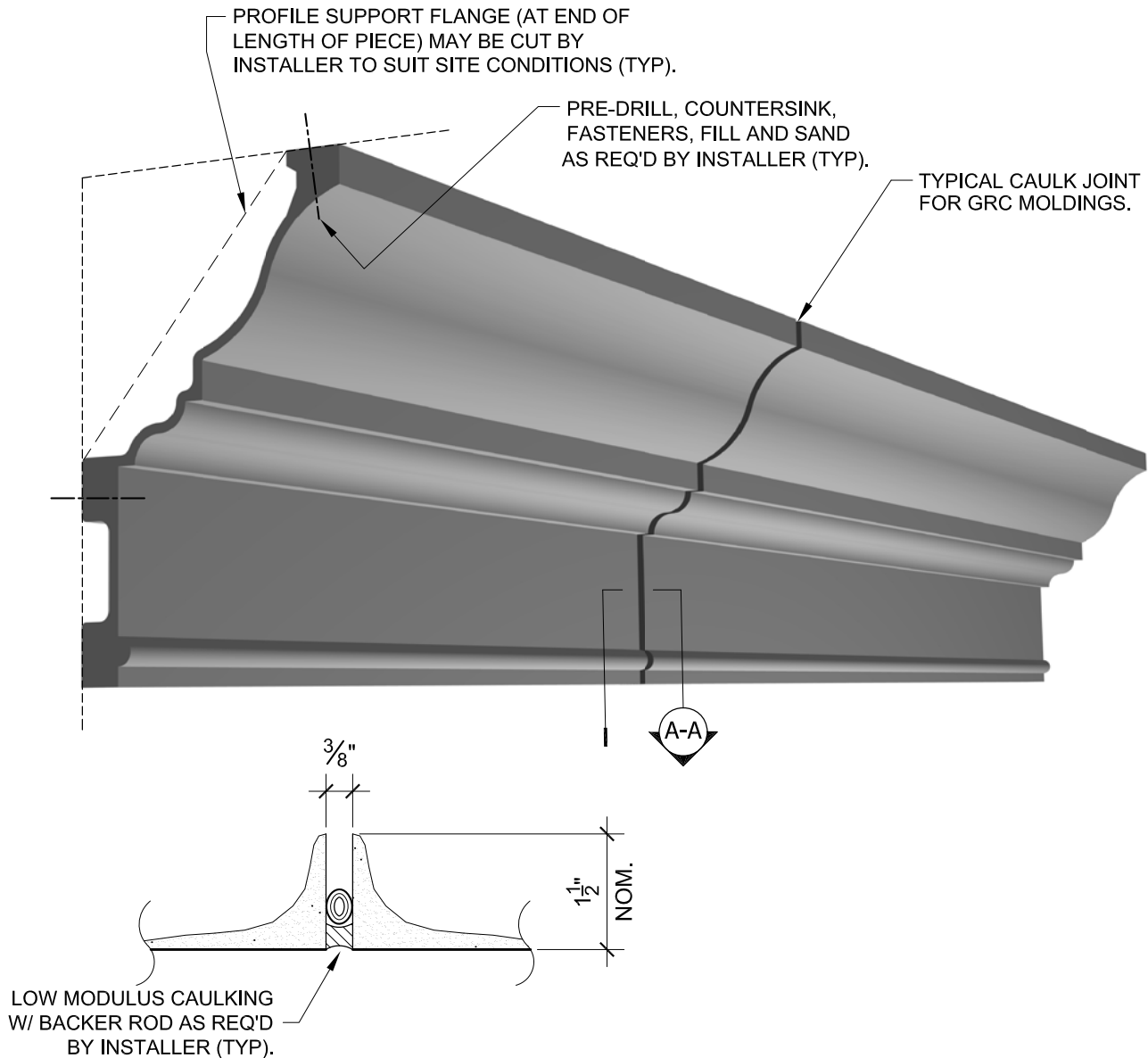
N.T.S.

Phone: (416)745-4970
Fax: (416)745-6636

www.decoform.com
sales@decoform.com

Decoform

Typical Installation For GRG Moldings



SECTION A-A

NOTES:

- (1) MOLDINGS CAN BE SUPPLIED IN GRG, GRC, FRP AND FRP SANDSCAPE.
- (2) GRG IS FOR INTERIOR USE ONLY.
- (3) FASTENING METHODS SHOWN ARE TYPICAL ONLY, LOCAL CODE REQUIREMENTS AND JOB CONDITIONS MUST BE VERIFIED.
- (4) INSTALLATION HARDWARE INCLUDING BRACES, STUDS, FASTENERS, SHIMS, TAPE & JOINT COMPOUND TO BE SUPPLIED BY OTHERS.
- (5) FULL MATERIAL SPECIFICATION IS AVAILABLE ON REQUEST.
- (6) PREMOLDED CORNERS ARE AVAILABLE.

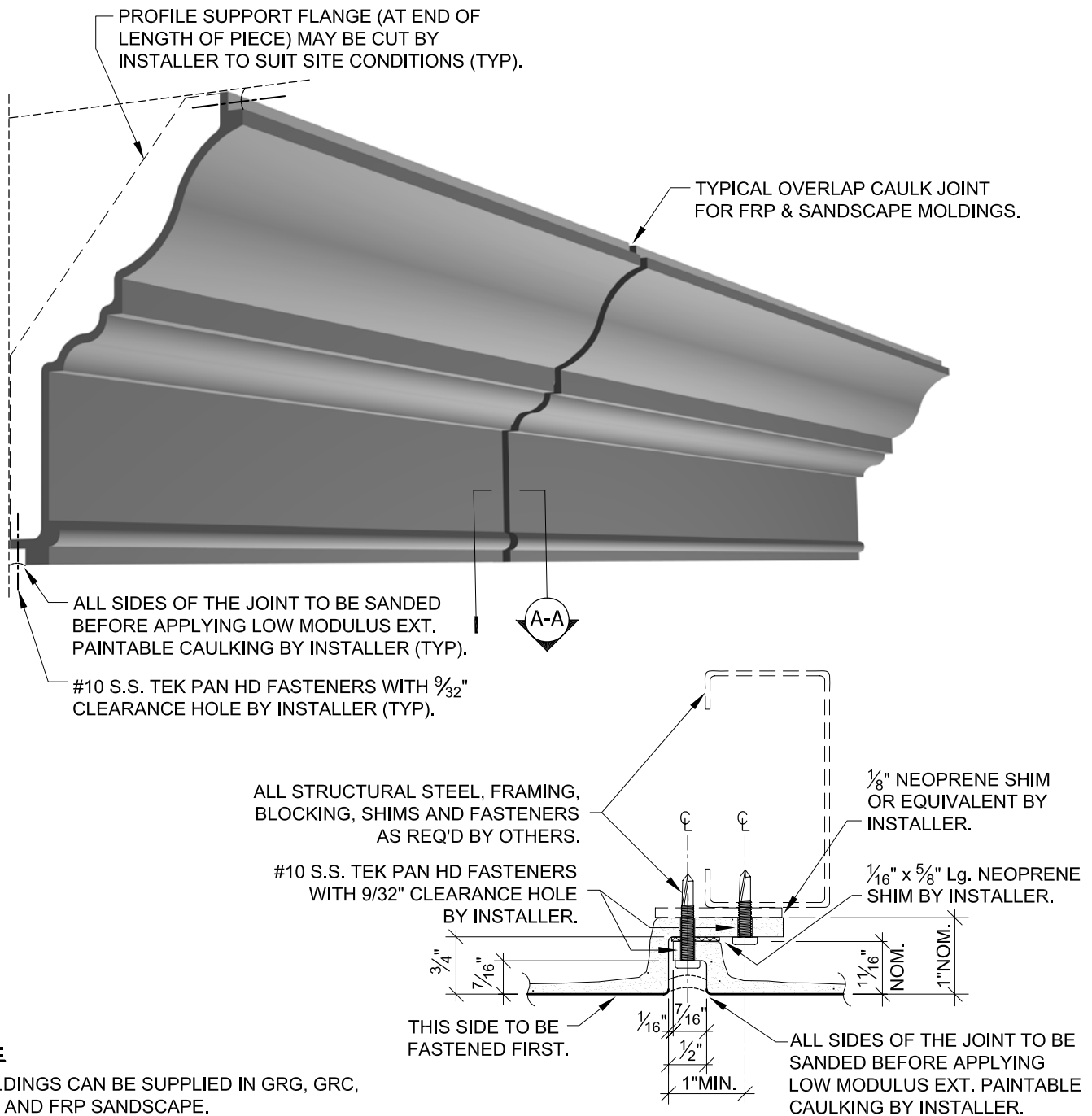
N.T.S.

Phone: (416)745-4970
Fax: (416)745-6636

www.decoform.com
sales@decoform.com

Decoform

Typical Installation For GRC Moldings



NOTES:

- (1) MOLDINGS CAN BE SUPPLIED IN GRG, GRC, FRP AND FRP SANDSCAPE.
- (2) GRG IS FOR INTERIOR USE ONLY.
- (3) FASTENING METHODS SHOWN ARE TYPICAL ONLY, LOCAL CODE REQUIREMENTS AND JOB CONDITIONS MUST BE VERIFIED.
- (4) INSTALLATION HARDWARE INCLUDING BRACES, STUDS, FASTENERS, SHIMS, TAPE & JOINT COMPOUND TO BE SUPPLIED BY OTHERS.
- (5) FULL MATERIAL SPECIFICATION IS AVAILABLE ON REQUEST.
- (6) PREMOLDED CORNERS ARE AVAILABLE.

N.T.S.

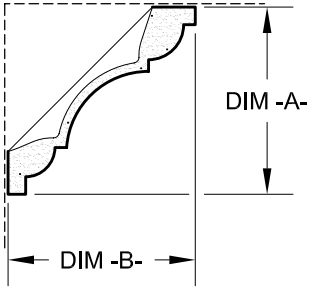
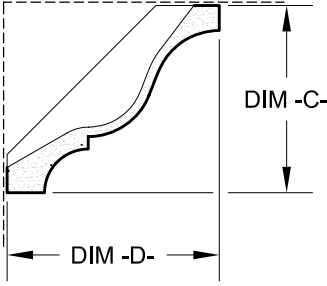
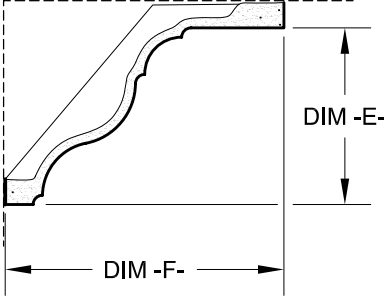
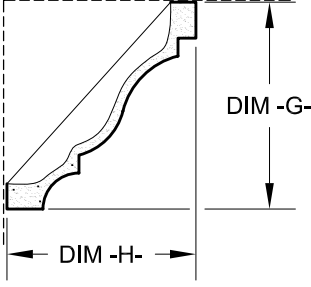
Phone: (416)745-4970
Fax: (416)745-6636

www.decoform.com
sales@decoform.com

Decoform

Typical Installation

For FRP and SANDSCAPE Moldings

	DIM -A-	DIM -B-	PART No
	6"	6"	ML010
	8"	8"	ML011
	DIM -C-	DIM -D-	PART No
	7"	8"	ML022
	DIM -E-	DIM -F-	PART No
	4 3/4"	7 1/2"	ML031
	DIM -G-	DIM -H-	PART No
	11 1/2"	10 1/2"	ML041

(1) SHIPPED IN STRAIGHT LENGTHS OF 8'-0" MAX.
(WITH TAPE JOINTS BOTH ENDS; GRG ONLY).

(2) END FLANGES ARE FOR PRODUCT SUPPORT
AND MAY NOT BE EXACTLY AS SHOWN.

N.T.S.

(3) SEE PAGES 5-A TO 5-A.2 FOR TYPICAL INSTALLATION AND
ATTACHMENTS.

(4) DETAIL DIMENSIONAL DRAWINGS ARE AVAILABLE ON REQUEST.



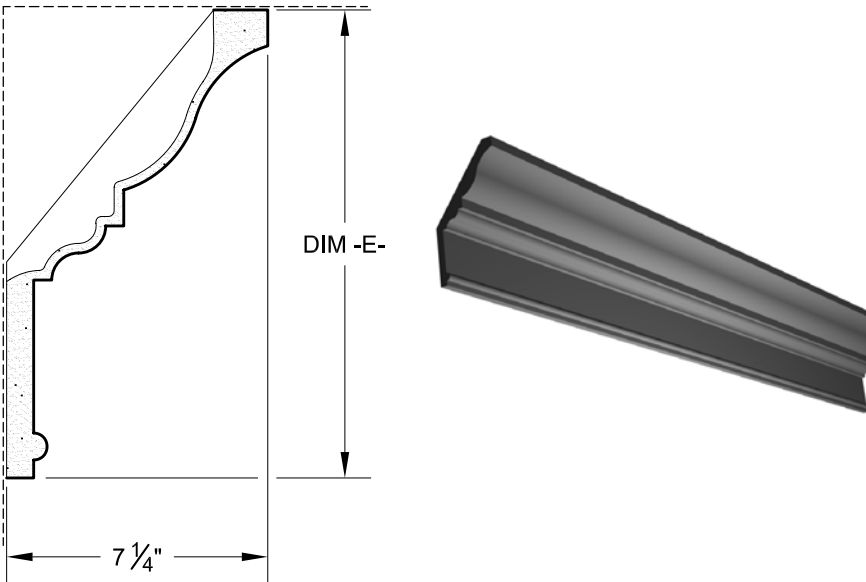
(5) SEE GENERAL INFORMATION PAGE i.

Phone: (416)745-4970
Fax: (416)745-6636

www.decoform.com
sales@decoform.com

Decoform

Moldings

	DIM -A-	DIM -B-	PART No
	8"	8"	ML050
	DIM -C-	DIM -D-	PART No
	11 1/4"	9 1/4"	ML110
	DIM -E-		PART No
	12"		ML090

(1) SHIPPED IN STRAIGHT LENGTHS OF 8'-0" MAX. (WITH TAPE JOINTS BOTH ENDS; GRG ONLY).

(2) END FLANGES ARE FOR PRODUCT SUPPORT AND MAY NOT BE EXACTLY AS SHOWN.

(3) SEE PAGES 5-A TO 5-A.2 FOR TYPICAL INSTALLATION AND ATTACHMENTS.

(4) DETAIL DIMENSIONAL DRAWINGS ARE AVAILABLE ON REQUEST.

(5) SEE GENERAL INFORMATION PAGE i.

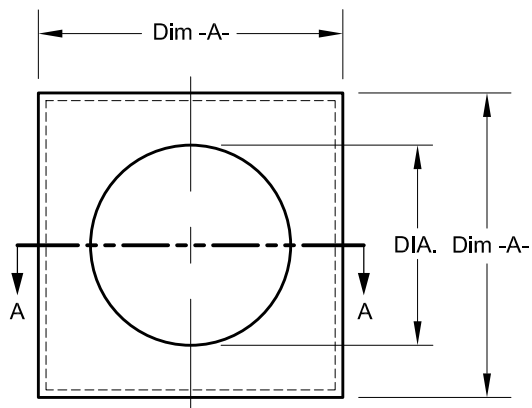
N.T.S.

Phone: (416)745-4970
Fax: (416)745-6636

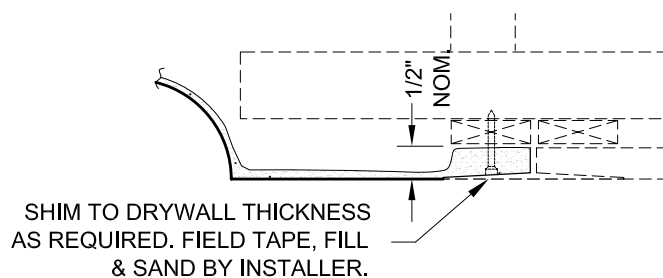
www.decoform.com
sales@decoform.com

Decoform

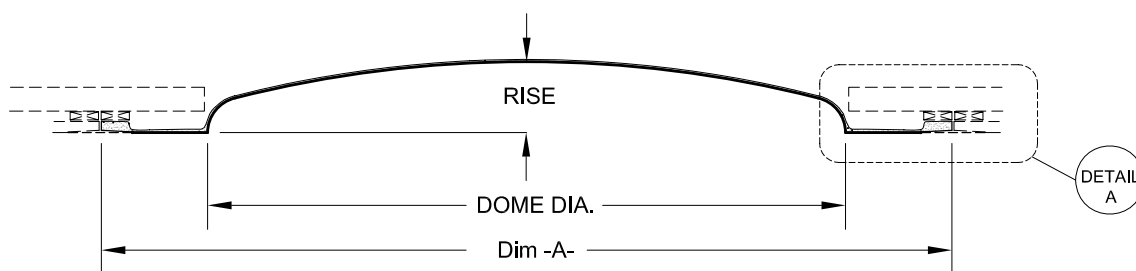
Moldings




DOME REFLECTED PLAN



DETAIL A



SECTION A-A THROUGH PLAIN DOME



DOME SHADED PERSPECTIVE VIEW

(1) SUPPORTING METHOD WILL VARY WITH DIAMETER AND NUMBER OF PIECES. CONSULT WITH DECOFORM IF MORE DETAIL IS REQUIRED.

(2) DOMES ARE SHIPPED IN VARYING NUMBER OF PIECES DEPENDING UPON DIAMETER.

(3) SEE GENERAL INFORMATION PAGE i.

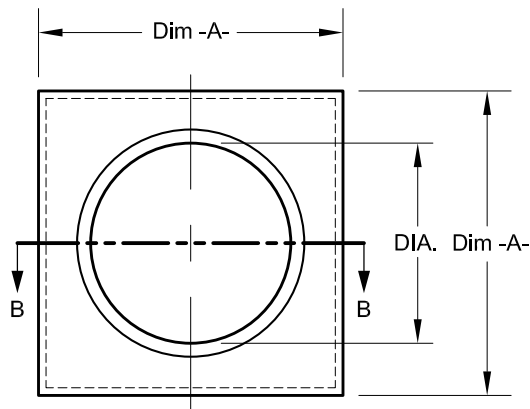
N.T.S.

Phone: (416)745-4970
Fax: (416)745-6636

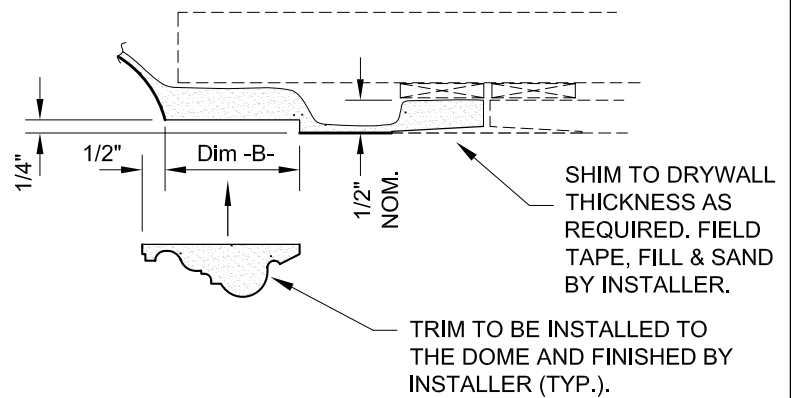
www.decoform.com
sales@decoform.com

Decoform

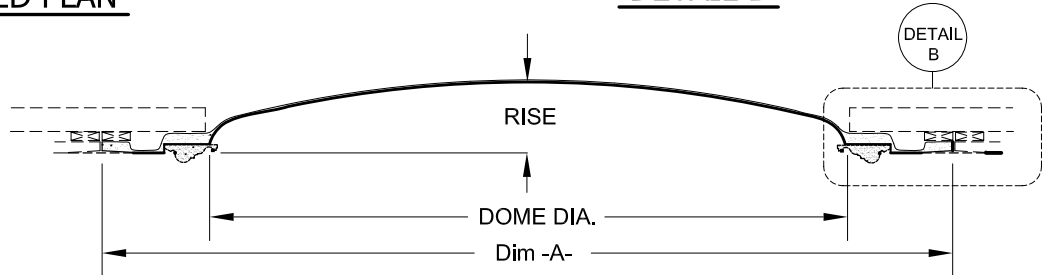
Domes



DOME REFLECTED PLAN

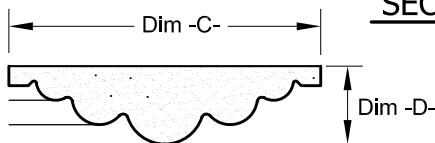


DETAIL B

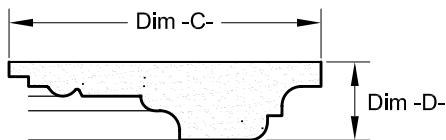


SECTION B-B THROUGH DOME WITH DECORATIVE TRIM

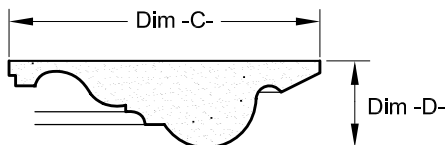
SEE BELOW FOR TRIM OPTIONS




TRIM, TYPE "L"



TRIM, TYPE "M"



TRIM, TYPE "N"



DOME SHADED PERSPECTIVE VIEW

(1) SUPPORTING METHOD WILL VARY WITH DIAMETER AND NUMBER OF PIECES. CONSULT WITH DECOFORM IF MORE DETAIL IS REQUIRED.

(2) DOMES ARE SHIPPED IN VARYING NUMBER OF PIECES DEPENDING UPON DIAMETER.

(3) SEE GENERAL INFORMATION PAGE I.

(4) TRIM KITS ARE SUPPLIED WITH ANY REQUIRED SIZE.

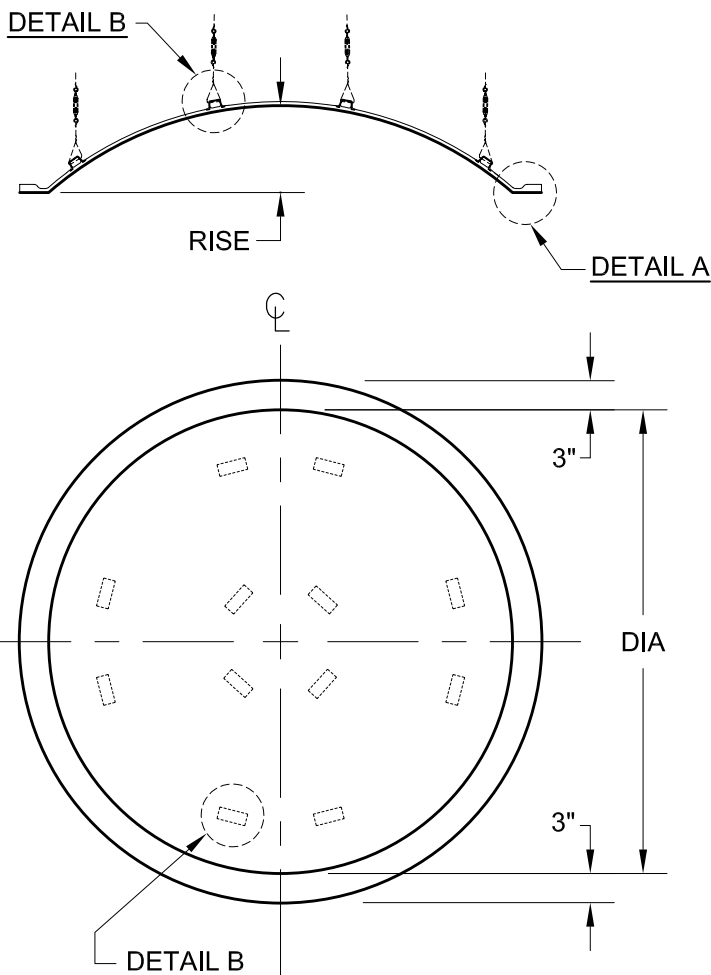
N.T.S.

Phone: (416)745-4970
Fax: (416)745-6636

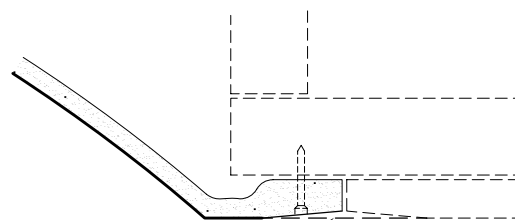
www.decoform.com
sales@decoform.com

Decoform

**Domes
and Trim Options**



DIA	RISE	No OF PIECES	PART No
3'-0"	7"	1	DM8454
4'-0"	9"	1	DM1004
5'-0"	12"	1	DM3222
5'-0"	18"	1	DM7227
6'-0"	15"	4	DM1006
6'-11 3/4"	14 3/8"	4	DM5164
8'-0"	16"	4	DM7111
9'-0"	21"	4	DM1009
10'-0"	18"	6	DM6262
11'-6"	9 3/16"	6	DM7272
11'-10"	34"	6	DM6350
14'-0"	84"	8	DM7100

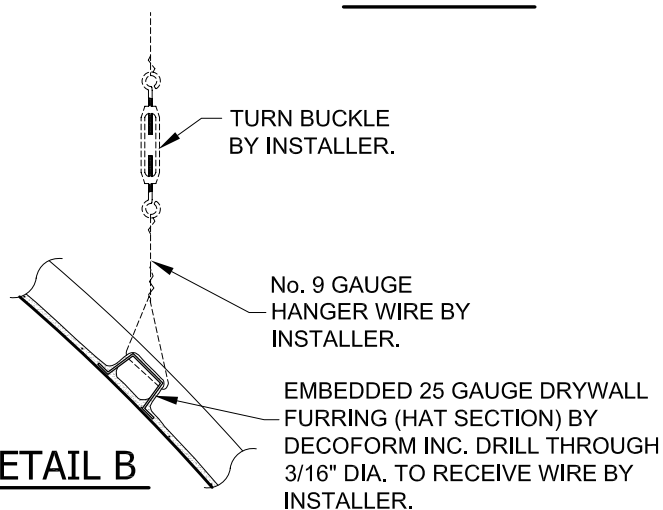


TAPE JOINT (GRG ONLY)
CONSULT WITH DECOFORM
FOR DETAILS WHEN USING
OTHER MATERIALS.

DETAIL A



DOME SHADED PERSPECTIVE VIEW



DETAIL B

(1) SUPPORTING METHOD WILL VARY WITH DIAMETER AND NUMBER OF PIECES. CONSULT WITH DECOFORM IF MORE DETAIL IS REQUIRED.

(2) NUMBER OF HANGERS (DETAIL B) WILL VARY WITH SIZE OF DOME

(3) STANDARD DOMES ARE SHIPPED IN VARYING NUMBER OF PIECES DEPENDING UPON DIAMETER (SEE CHART ABOVE).

(4) SEE GENERAL INFORMATION PAGE i.

N.T.S.

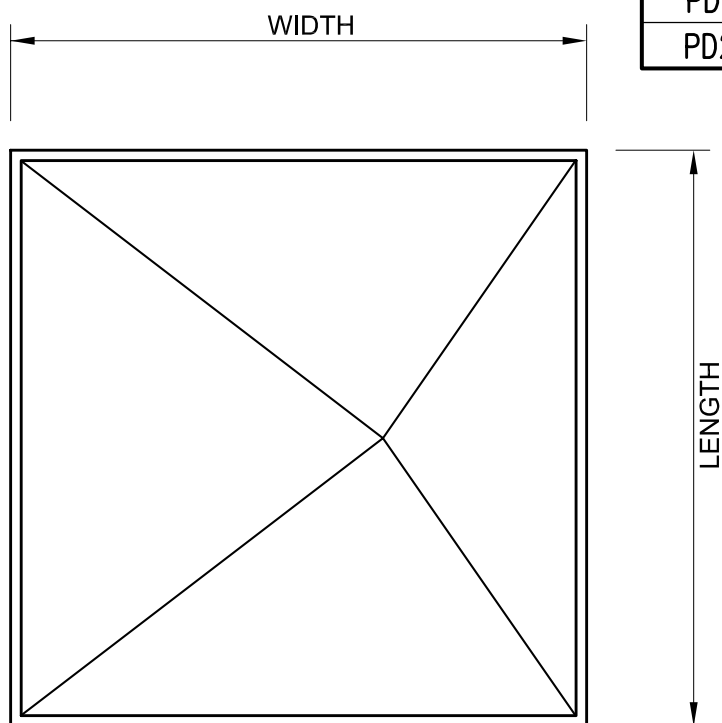
Phone: (416)745-4970
Fax: (416)745-6636

www.decoform.com
sales@decoform.com

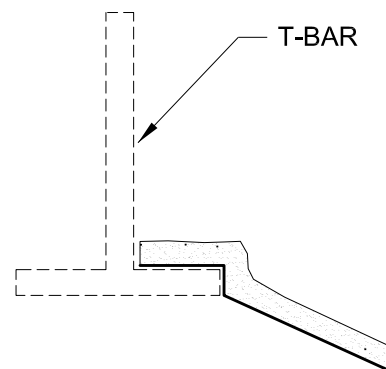
Decoform

Domes

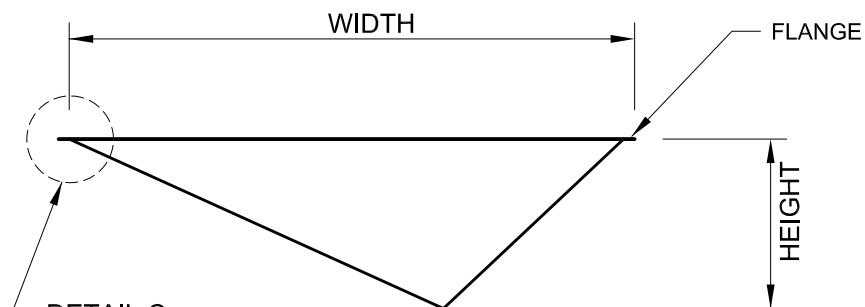
PART NO.	LENGTH	WIDTH	HEIGHT
PD4848 G	47 ½"	47 ½"	11 ¼"
PD2424 G	23 ½"	23 ½"	8"
PD4848 F	47 ½"	47 ½"	11 ¼"
PD2424 F	23 ½"	23 ½"	8"




DETAIL A



DETAIL C



DETAIL B



PYRAMID DIFFUSER
SHADED PERSPECTIVE VIEW

(1) AVAILABLE IN FIBERGLASS AND GRG ONLY

(2) ADD SUFFIX FOR MATERIAL: F-FOR FRP, G-FOR GRG

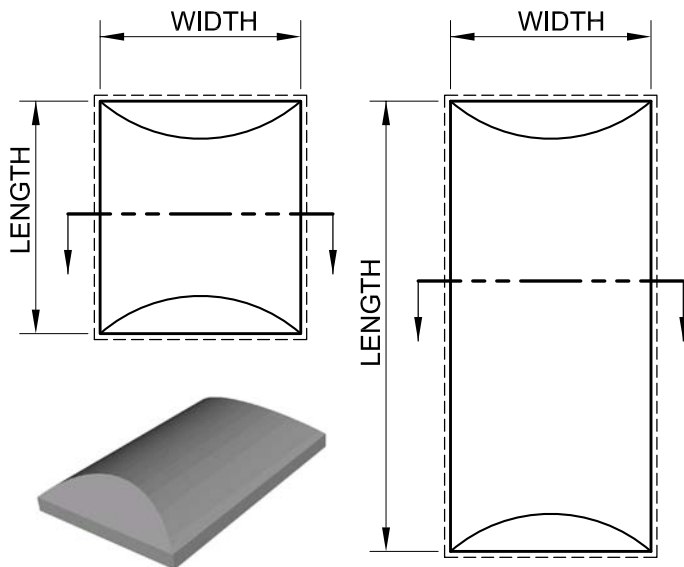
N.T.S.

Phone: (416)745-4970
Fax: (416)745-6636

www.decoform.com
sales@decoform.com

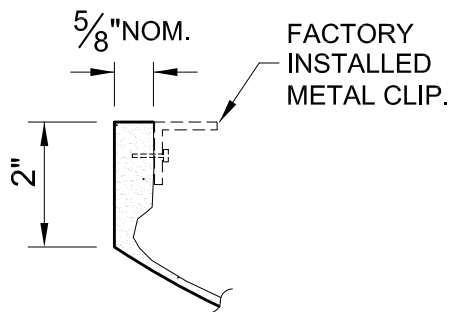
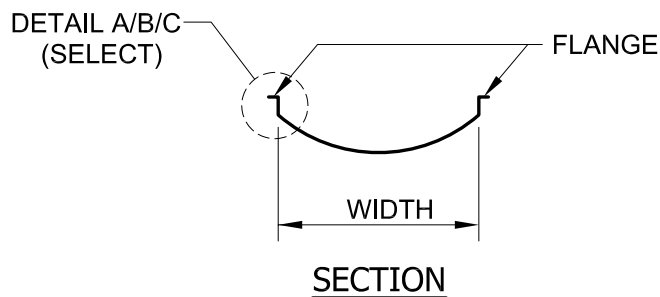
Decoform

Pyramid Diffusers



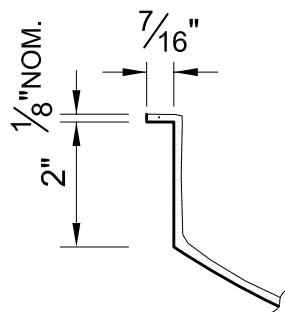
DOME DIFFUSER

SHADED PERSPECTIVE VIEW



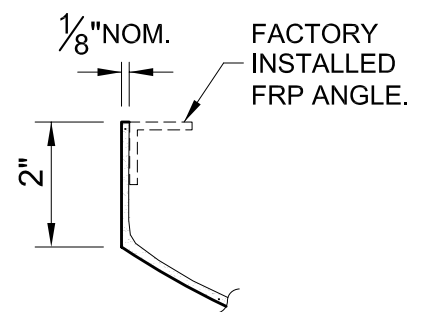
GRG FLANGE

DETAIL A
(SELECT)



FRP FLANGE

DETAIL B
(SELECT)



FRP FLANGE

DETAIL C
(SELECT)

PART NO.	W	L	PART NO.	W	L
DD1848 A	17"	47"	DD3672 A	35 1/4"	71"
DD1848 B	17"	47"	DD3672 B	35 1/4"	71"
DD1848 C	17"	47"	DD3672 C	35 1/4"	71"
DD2448 A	23"	47"	DD4848 A	47"	47"
*DD2448 B	23"	47"	*DD4848 B	47"	47"
DD2448 C	23"	47"	DD4848 C	47"	47"
DD2472 A	23 1/2"	71"	DD4872 A	47"	71"
DD2472 B	23 1/2"	71"	DD4872 B	47"	71"
DD2472 C	23 1/2"	71"	DD4872 C	47"	71"
DD2496 A	23 1/2"	95"	DD4896 A	47"	95"
DD2496 B	23 1/2"	95"	DD4896 B	47"	95"
DD2496 C	23 1/2"	95"	DD4896 C	47"	95"
DD3096 A	29 1/2"	95"	DD6036 A	59"	35"
DD3096 B	29 1/2"	95"	DD6036 B	59"	35"
DD3096 C	29 1/2"	95"	DD6036 C	59"	35"
DD3696 A	34"	95"	DD7236 A	71"	35"
DD3696 B	34"	95"	DD7236 B	71"	35"
DD3696 C	34"	95"	DD7236 C	71"	35"
DD3660 A	35"	59"	DD7248 A	71"	47"
DD3660 B	35"	59"	DD7248 B	71"	47"
DD3660 C	35"	59"	DD7248 C	71"	47"

(1) * FITS STANDARD 1" T-BAR GRID

N.T.S.

Phone: (416)745-4970
Fax: (416)745-6636

www.decoform.com
sales@decoform.com

Decoform

Dome Diffusers

A Guide to Material Selection

DecoForm manufactures quality, molded, interior and exterior architectural components. Any project involving repetitive, linear or modular shapes are prime candidates. DecoForm products are used primarily for:

Bulkheads	Coves	Capitals and Bases
Light Coves	Ceiling Coffers	Pediments
Column Covers	Pilasters	Cornices
Wall Panels	Chair Rails	Brackets
Domes	Vaults	

Dramatic savings in site labor can often be realized and superstructure requirements reduced as the result of the use of pre-molded shapes.

DecoForm offers products in four different materials:

GRG (Glassfiber Reinforced Gypsum) (Spec. Section 09540)

GRC (Glassfiber Reinforced Cement) (Spec. Section 03500)

FRP (Fiberglass Reinforced Polyester) (Spec. Section 06600)

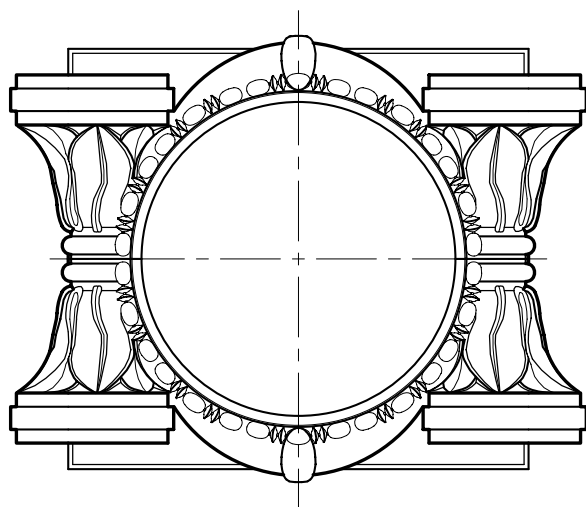

SandScape™ (FRP faux sandstone/limestone) (Spec. Section 06600)

Selection Criteria

- (1) Is the product to be used outside or inside?
 - GRG products are for interior use only.
 - GRC, FRP and SandScape™ products are for interior or exterior.
- (2) Is the desired product to be site painted or is it to be pre-finished?
 - GRG requires site finishing (usually prime and paint).
 - GRC requires site finishing. Breathable primer & paint is required.
 - FRP can be supplied pre-finished or paint ready (depending on budget and design criteria). A factory gloss finish is available on request and at a premium.
 - SandScape™ is pre-finished.
- (3) Budget Considerations
 - GRG is the least expensive followed by GRC, FRP and SandScape™ respectively, assuming the same scope and shape.
- (4) Fire Code Consideration

All DecoForm products/materials listed herein are available to suit a Class 1 designation.

DecoForm offers complete specification and design assistance.



Presenterd By:



26 Ashwarren Road
Toronto, Ontario
Canada, M3J 1Z5

Phone: (416) 745-4970
Fax: (416) 745-6636
Email: sales@decoform.com
www.decoform.com

CAT #DF101